

Flutracking Interim Weekly Report

Week #37 - ending 19 September 2010

Summary: Influenza-like illness activity across Australia appears to be decreasing.

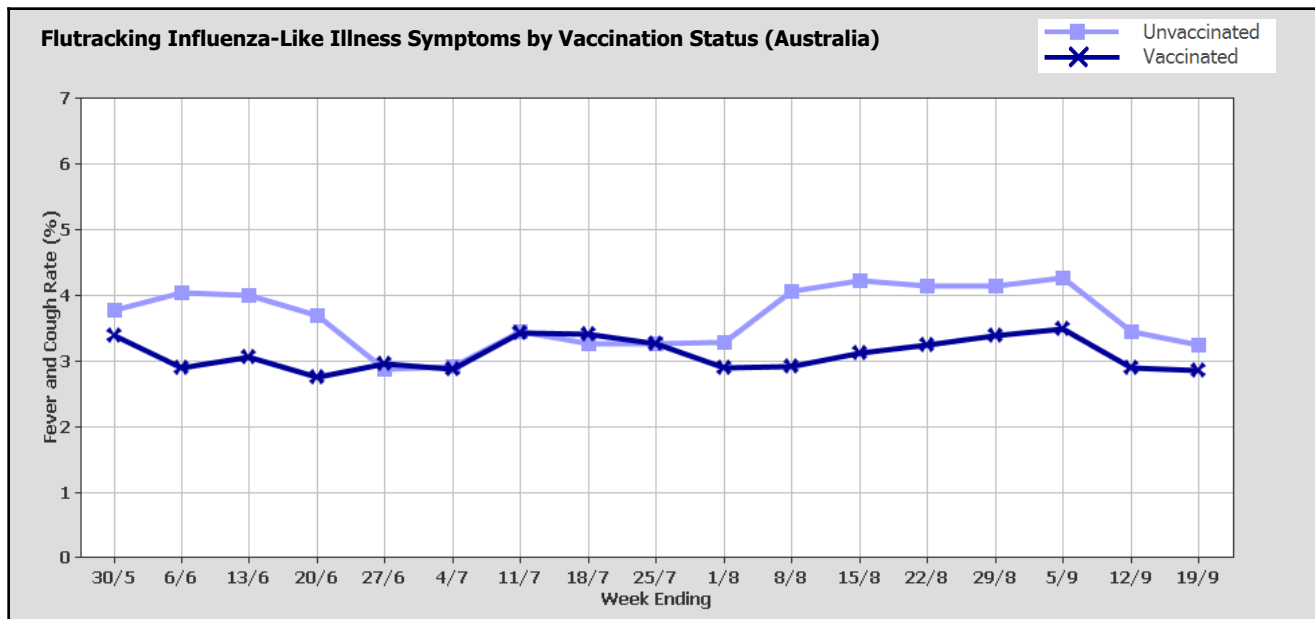
This survey was sent on Monday 20 September 3:05 AM and by Thursday 23 September 9:00 AM we had received 9357 responses (9381 last week) from 6670 people responding for themselves and 2687 household members across Australia.

Respondent Numbers by Jurisdiction



State/Territory	Respondents	Percentage
NSW	2828	30.2%
VIC	1289	13.8%
QLD	875	9.4%
SA	2372	25.4%
WA	372	4.0%
TAS	1153	12.3%
NT	268	2.9%
ACT	200	2.1%
Totals	9357	100.0%

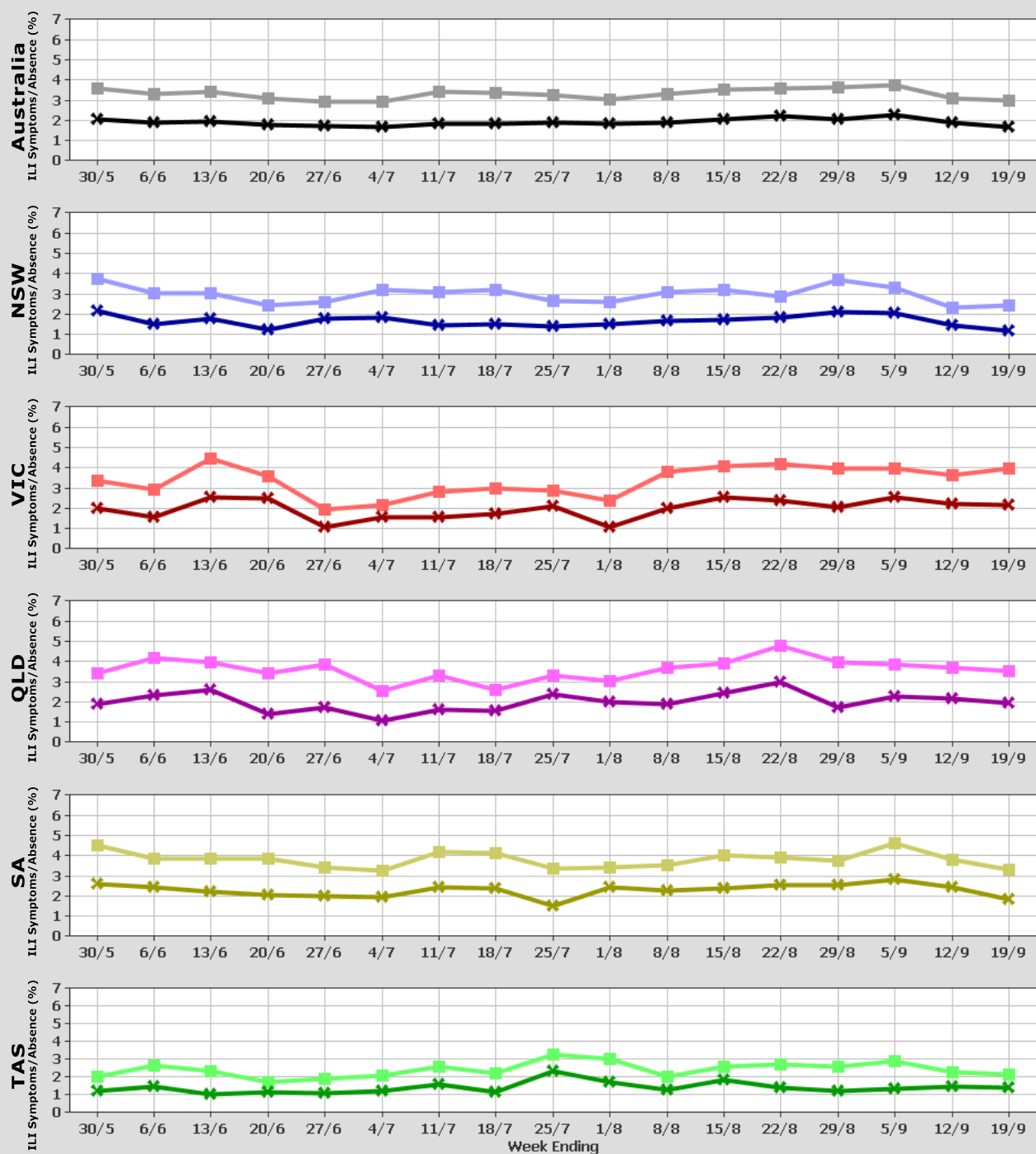
We are now comparing symptom rates for participants who were not vaccinated for influenza and participants who were vaccinated with either the seasonal trivalent influenza vaccine or the monovalent H1N1 pandemic vaccine. Across Australia, fever and cough was reported by 2.8% of vaccinated participants and 3.2% of unvaccinated participants. Fever, cough and absence from normal duties was reported by 1.6% of vaccinated participants and 1.7% of unvaccinated participants.

For participants this week, 6047/9357 (64.6%) have received the monovalent and/or the 2010 seasonal vaccine so far. Of the 2106 participants who identified as working face-to-face with patients, 1655 (78.6%) have received one or both of these vaccines.



Flutracking Influenza-Like Illness Symptoms and Absence from Normal Duties

 Fever and Cough
 Fever, Cough and Absence



To see latest maps of influenza-like illness activity:

www.flutracking.net/maps.php

To join the survey or find out more information:

www.flutracking.net

Contact the Flutracking Team on (02) 4924 6477 or:

flutracking@hnehealth.nsw.gov.au

Previous Reports: <http://www1.hnehealth.nsw.gov.au/HnepH/HnepHApplications/FluSurvey/Reports.cfm>