



FluTracking

Weekly Interim Report New Zealand

Week ending 08 March 2020

Low levels of influenza-like illness activity

(Current low numbers of participants in NZ could prevent Flutracking from providing a representative picture in NZ. Care should be taken when interpreting this report)

This survey was sent on Monday, 09 March 2020 at 03:01 a.m. and by 09:00 a.m., Thursday 12 March we had received 10876 responses (9396 last week) from 5712 people responding for themselves and 5164 household members across New Zealand.

Respondent Numbers by Jurisdiction

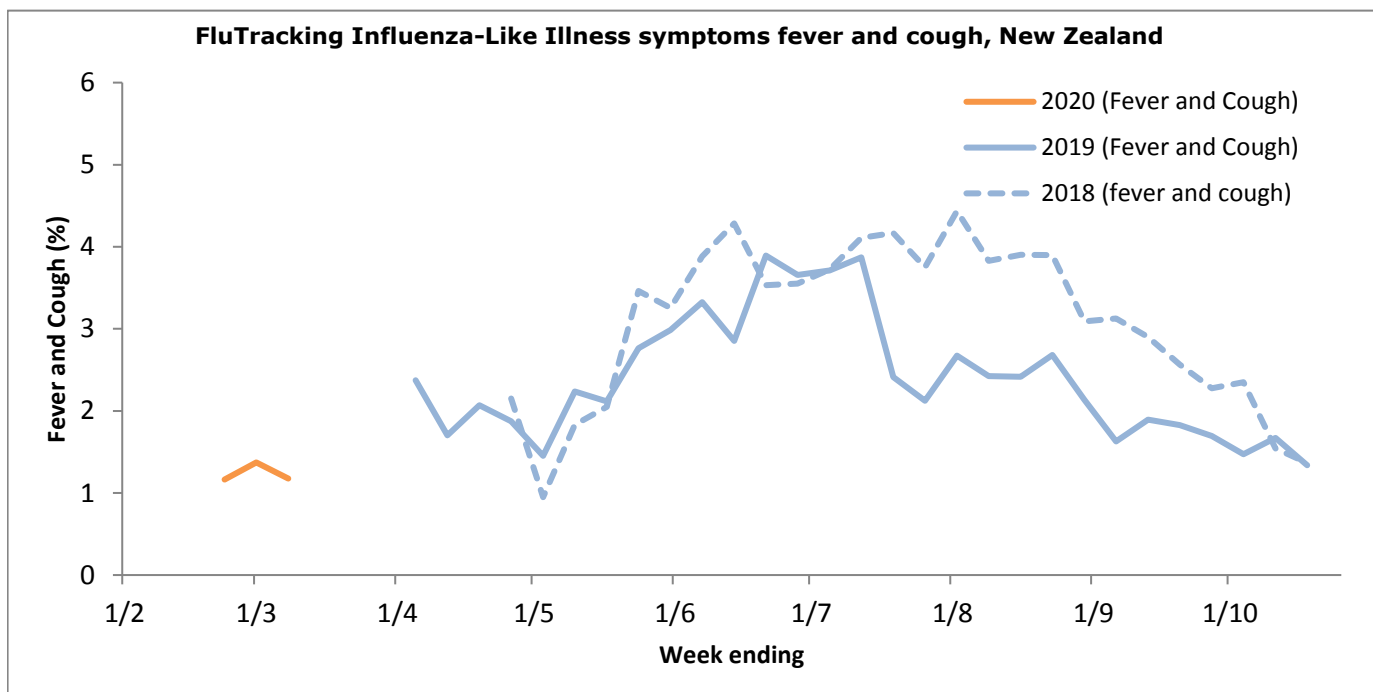
State	Respondents	Percentage
North Island	7747	71.2%
South Island	3129	28.8%
New Zealand	10876	100.0%

The data presented here should not be treated as authoritative and should always be interpreted together with other trusted sources from the

[New Zealand Influenza Intelligence Report](#)

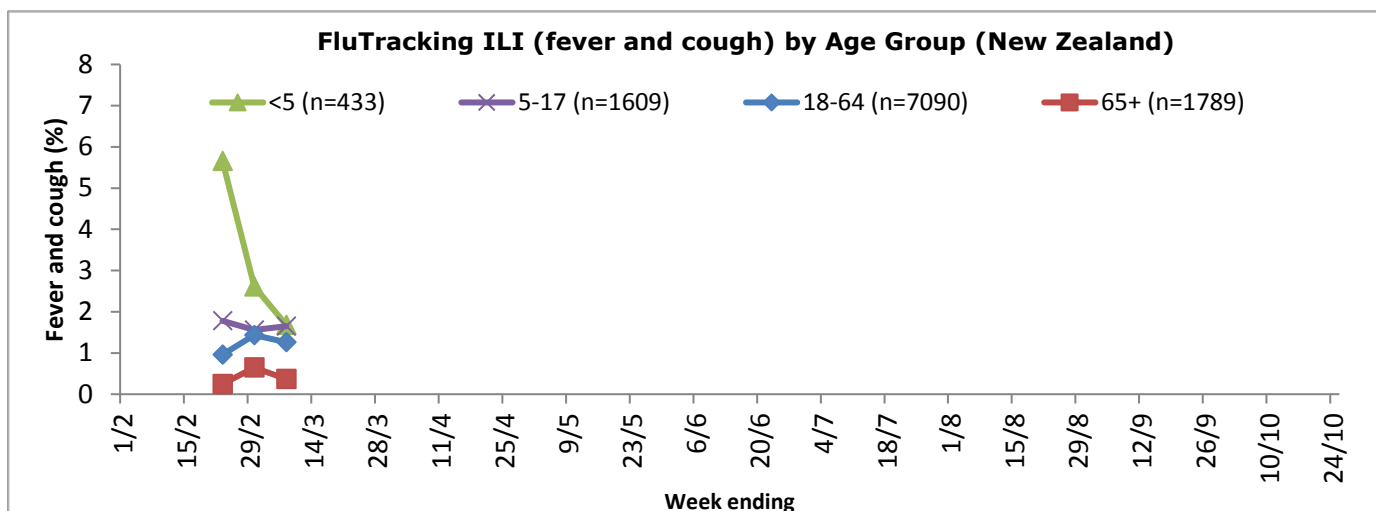
Across New Zealand, fever and cough was reported by 1.2% participants. Fever, cough and absence from normal duties was reported by 0.8% participants.

Fever and cough was reported by 1.7% of participants aged less than 5 years, 1.6% of participants aged 5-17 years, 1.3% of participants aged 18-64 years, and 0.4% of participants aged 65 years or older.

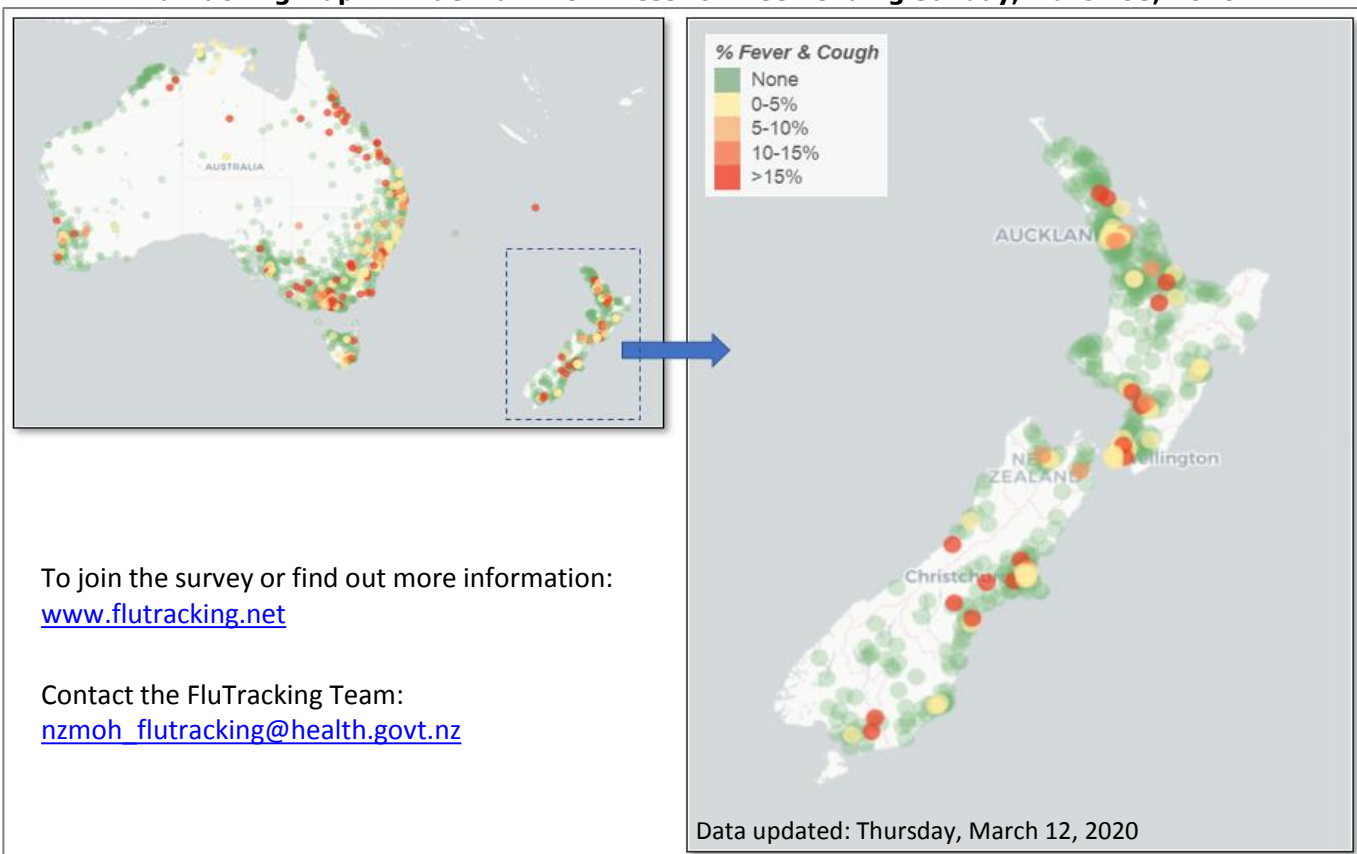


www.flutracking.net

nzmoh_flutracking@health.govt.nz



FluTracking Map - Influenza-Like Illness for week ending Sunday, March 08, 2020



To join the survey or find out more information:

www.flutracking.net

Contact the FluTracking Team:

nzmoh_flutracking@health.govt.nz