



FluTracking Weekly Interim Report New Zealand

Week ending 5 April 2020

Low levels of Influenza-like illness (ILI) activity

(FluTracking is an online **self-reporting** ILI surveillance system. Care should be taken when interpreting this report)

This survey was sent on Monday, 6 April 2020 at 03:01 a.m. and by 09:00 a.m., Thursday 9 April we had received 62977 responses from 29434 people responding for themselves and 33543 household members across New Zealand.

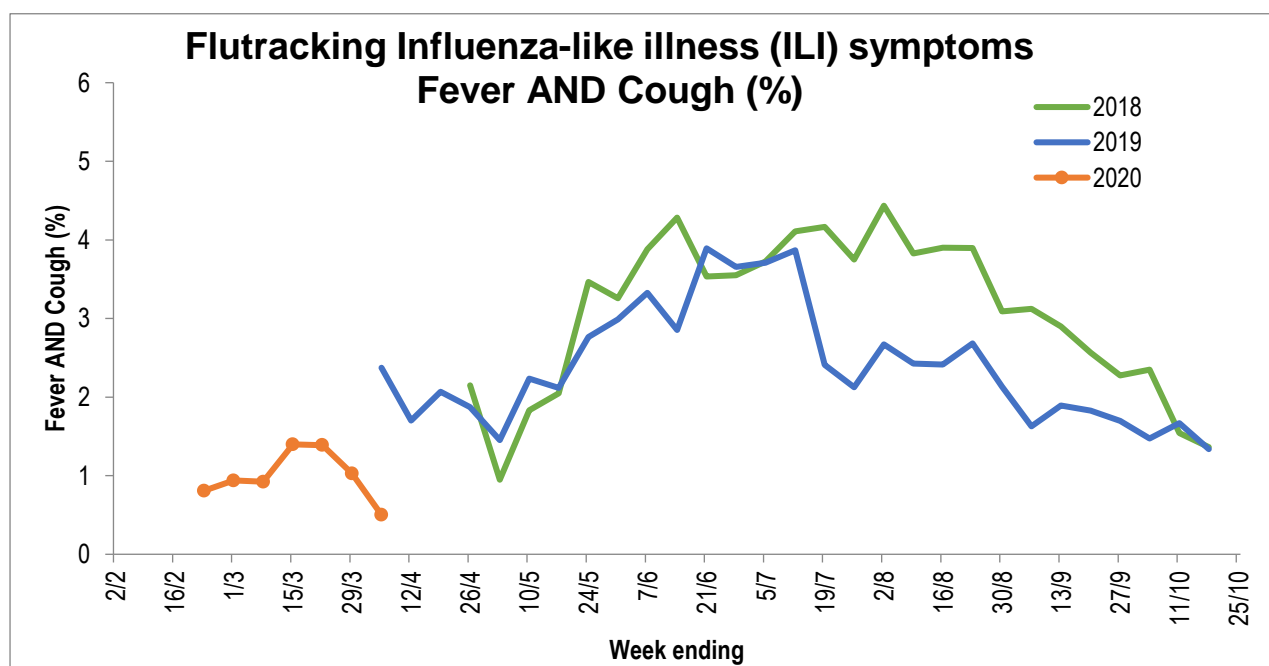
Across New Zealand, Fever AND Cough was reported by 0.5% participants. Fever, Cough and Absence from normal duties was reported by 0.2% participants. Fever AND Cough was reported by 1.3% of participants aged less than 5 years, 0.4% of participants aged 5-17 years, 0.5% of participants aged 18-64 years, and 0.2% of participants aged 65 years or older.

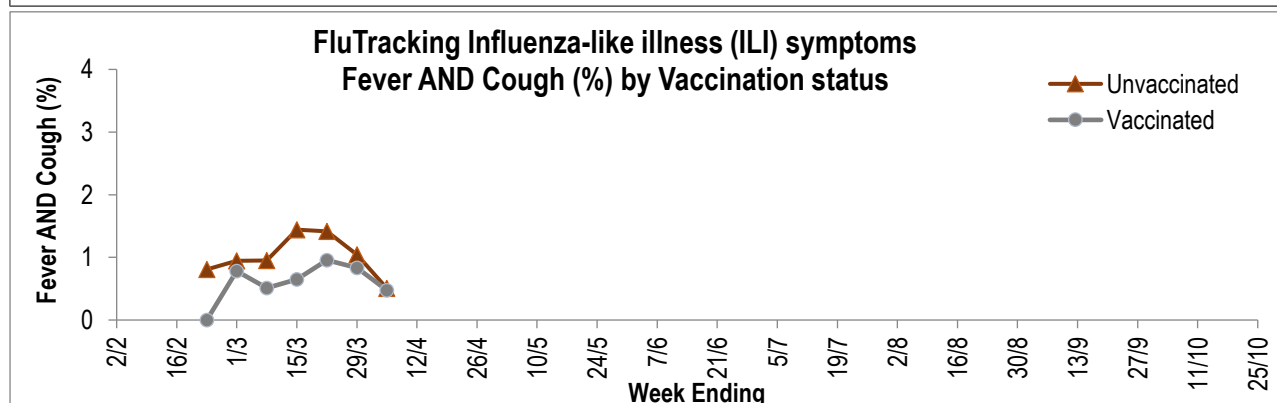
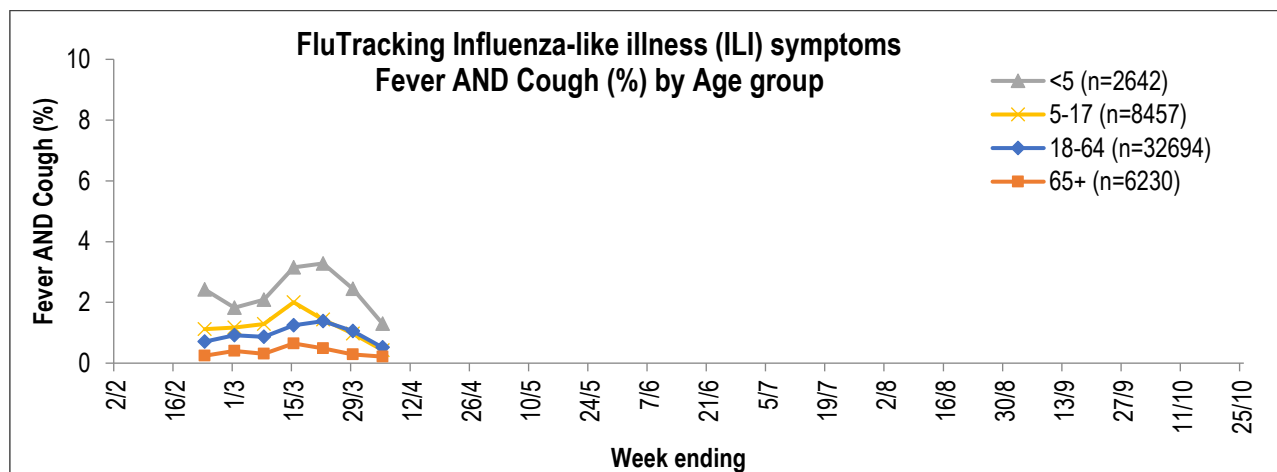
The data presented here should not be treated as authoritative and should always be interpreted together with other trusted sources from the [New Zealand Influenza Intelligence Report](#)

Number of respondents*					
Region	Week ending				
	8 – March	15 – March	22 – March	29 – March	5 – April
North Island	7747 (71.2%)	16424 (74.8%)	22480 (76.2%)	33581 (75.8%)	46768 (74.3%)
South Island	3129 (28.8%)	5532 (25.2%)	7012 (23.8%)	10698 (24.2%)	16209 (25.7%)
New Zealand	10876 (100%)	21956 (100%)	29492 (100%)	44279 (100%)	62977 (100%)

*Surveys sent on Mondays at 3:00 am and response data updated on Thursdays at 9:00 am

To join the survey or find out more information: www.flutracking.net - Contact FluTracking team: nzmoh_flutracking@health.govt.nz





To join the survey or find out more information: www.flutracking.net – Contact FuTracking team: nzmoh_flutracking@health.govt.nz

**FluTracking Map - Influenza-like Illness (ILI) symptoms Fever AND Cough (%)
for week ending Sunday, 5 April 2020**

