



FluTracking

Weekly Interim Report: Australia

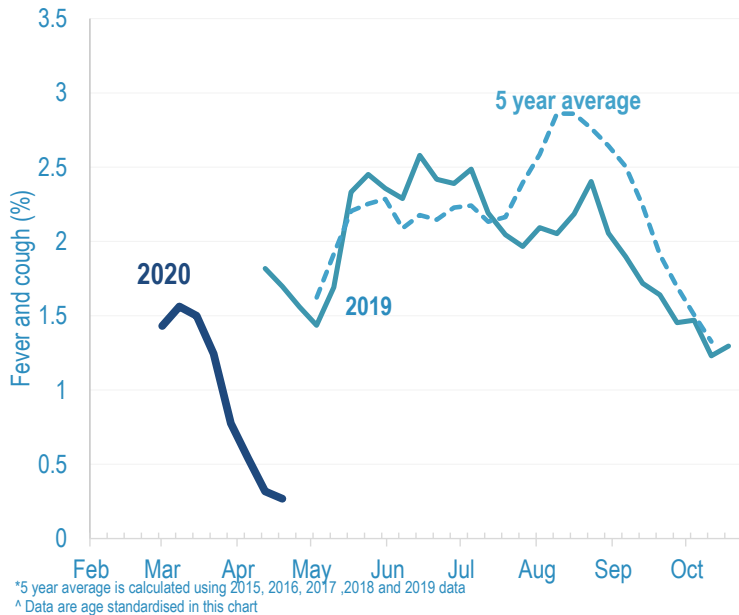
Week ending 19 April 2020

(Data received up to 09:00 AM, Thursday 23 April)

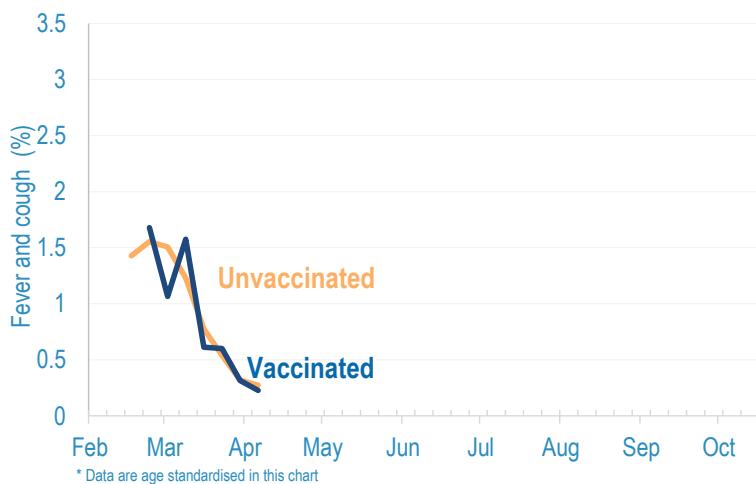
This week influenza-like illness activity is low
76,012 participants this week

Influenza-like illness activity:

Fever and cough: 0.27% this week (flu-like illness activity is historically low)



Influenza-like illness activity by vaccination status:



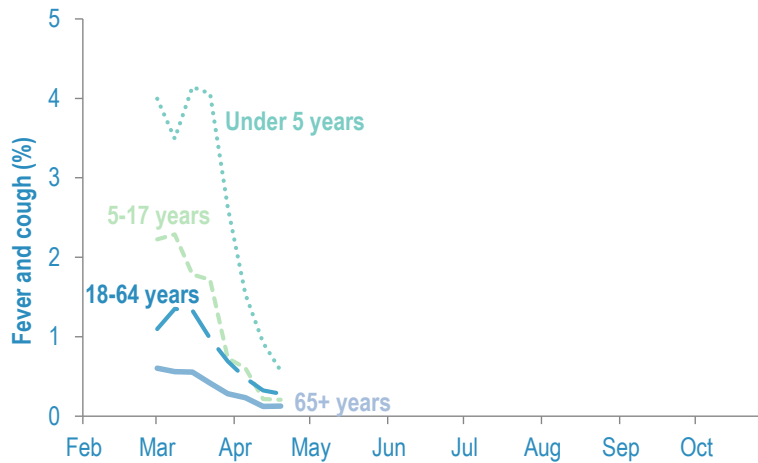
Influenza-like illness severity:

50% of participants with fever and cough sought medical advice this week

Influenza-like illness Severity	Week ending 19 April 2020	Week ending 12 April 2020
	number (%)	number (%)
Number of participants	76012 (100%)	73983 (100%)
Fever & cough	188 (0.2%)	200 (0.3%)
Fever, cough & time-off normal duties	82 (0.1%)	93 (0.1%)
Fever, cough & 3 or more days off work/normal duties	54 (0.1%)	62 (0.1%)
Number of participants with fever and cough	188 (100%)	200 (100%)
*Sought medical advice for fever and cough	94 (50%)	92 (46%)
Admitted to hospital	6 (3.2%)	4 (2%)
Tested for influenza	12 (6.4%)	9 (4.5%)
Tested, result positive for influenza	2 (1.1%)	6 (3%)
Tested for coronavirus (COVID-19)	61 (32.4%)	58 (29%)
Tested, result positive for coronavirus (COVID-19)	0 (0%)	5 (2.5%)

*Includes those who sought medical advice from a general practitioner, COVID-19 clinic, emergency department, or were admitted to hospital for fever & cough

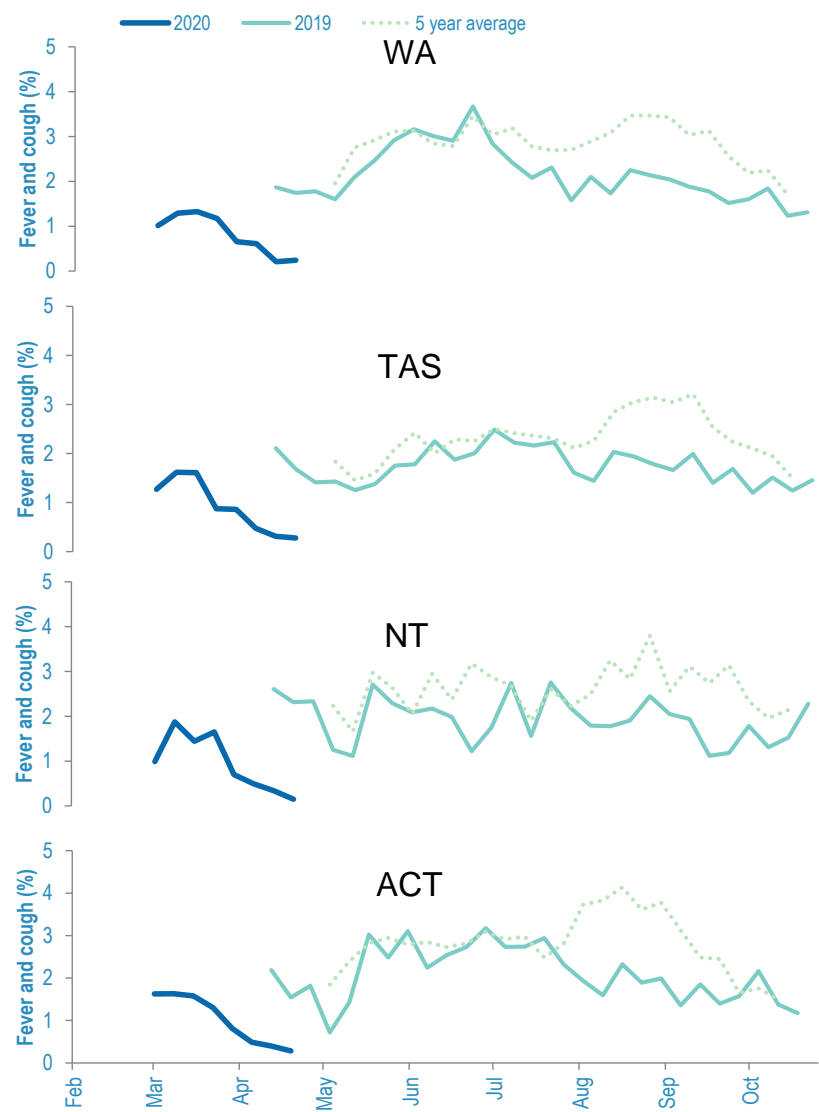
Influenza-like illness activity by age group (Australia):



Influenza-like illness activity by state/territory (age standardised):



Influenza-like illness activity by state/territory (age standardised):



Participation:

76,012 participants (73,983 last week)

State	Participants	%	Rate/100,000 population
NSW	25821	34.0%	327.0
VIC	15659	20.6%	246.3
QLD	10038	13.2%	202.8
SA	6516	8.6%	377.3
WA	8145	10.7%	314.8
TAS	4735	6.2%	907.1
NT	1241	1.6%	504.3
ACT	3857	5.1%	934.8
AUS	76012	100.0%	307.7

Vaccination rates:

Vaccination rates: 44.4% overall

Vaccinated participants:	%
<5 years	25.6
5-17 years	25.0
18-64 years	44.0
65+ years	57.2
Working with patients	63.1

