



FluTracking Weekly Interim Report New Zealand

Week ending 19 April 2020

Low levels of Influenza-like illness (ILI) activity

(FluTracking is an online **self-reporting** ILI surveillance system. Care should be taken when interpreting this report)

This survey was sent on Monday, 20 April 2020 at 03:01 a.m. and by 09:00 a.m., Thursday 23 April we had received 63559 responses (65180 last week) from 30389 people responding for themselves and 33170 household members across New Zealand.

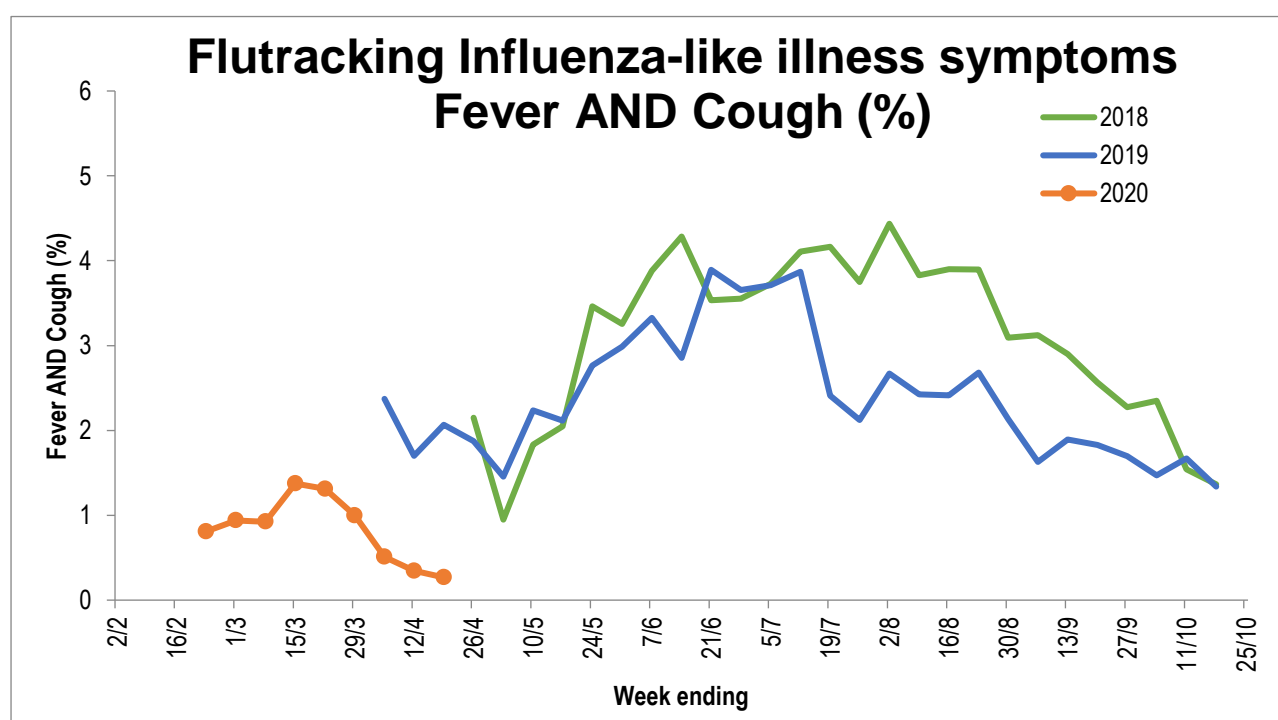
Across New Zealand, fever and cough was reported by 0.26% participants. Fever, cough and absence from normal duties was reported by 0.1% participants. Fever AND Cough was reported by 0.4% of participants aged less than 5 years, 0.2% of participants aged 5-17 years, 0.3% of participants aged 18-64 years, and 0.2% of participants aged 65 years or older.

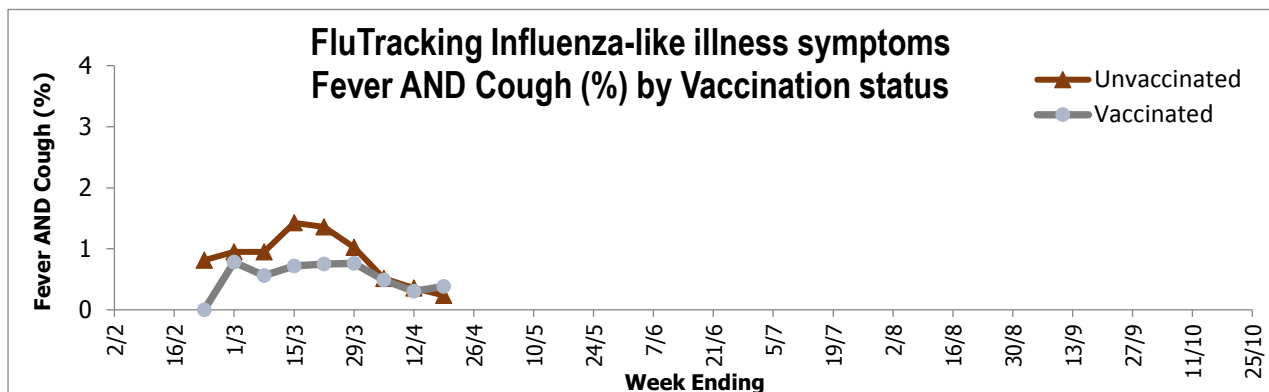
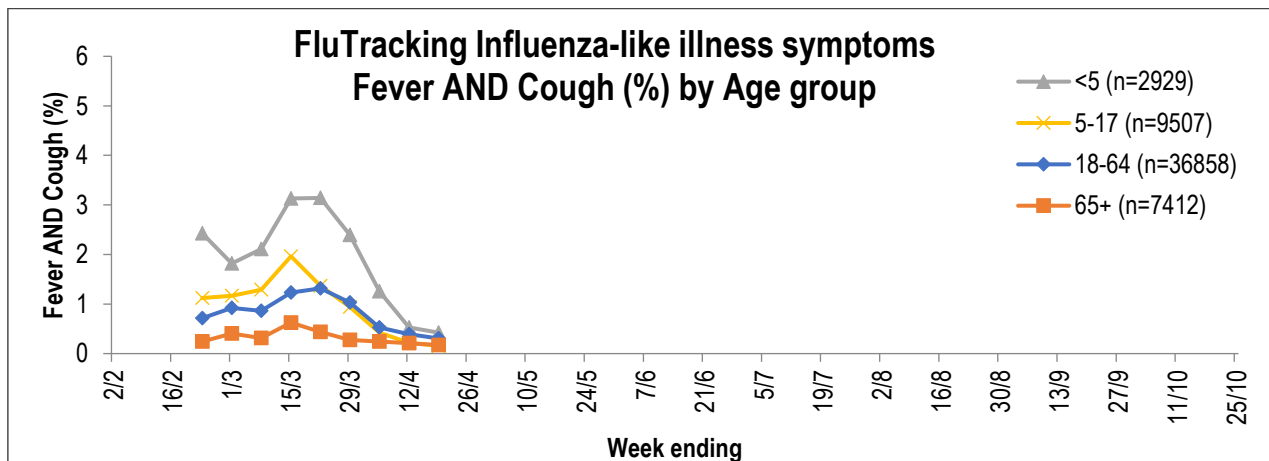
The data presented here should not be treated as authoritative and should always be interpreted together with other trusted sources from the [New Zealand Influenza Intelligence Report](#)

Number of respondents*					
Region	Week ending				
	22 – March	29 – March	5 – April	12 – April	19 – April
North Island	22480 (76.2%)	33581 (75.8%)	46768 (74.3%)	48122 (74.5%)	47417 (74.6%)
South Island	7012 (23.8%)	10698 (24.2%)	16209 (25.7%)	16494 (25.5%)	16142 (25.4)
New Zealand	29492 (100%)	44279 (100%)	62977 (100%)	64616 (100%)	63559 (100%)

*Surveys sent on Mondays at 3:00 am and response data updated on Thursdays at 9:00 am

To join the survey or find out more information: www.flutracking.net - Contact FluTracking team: nzmoh_flutracking@health.govt.nz





To join the survey or find out more information: www.flutracking.net – Contact FuTracking team: nzmoh_flutracking@health.govt.nz

FluTracking Map - Influenza-like Illness (ILI) symptoms Fever AND Cough (%) for week ending Sunday, 19 April 2020

