



FluTracking Weekly Interim Report New Zealand

Week ending 10 May 2020

Low levels of Influenza-like illness (ILI) activity

(FluTracking is an online **self-reporting** ILI surveillance system. Care should be taken when interpreting this report)

This survey was sent on Monday, 11 May 2020 at 03:01 a.m. and by 09:00 a.m., Thursday 14 May we had received 62235 responses (63092 last week) from 30256 people responding for themselves and 31979 household members across New Zealand.

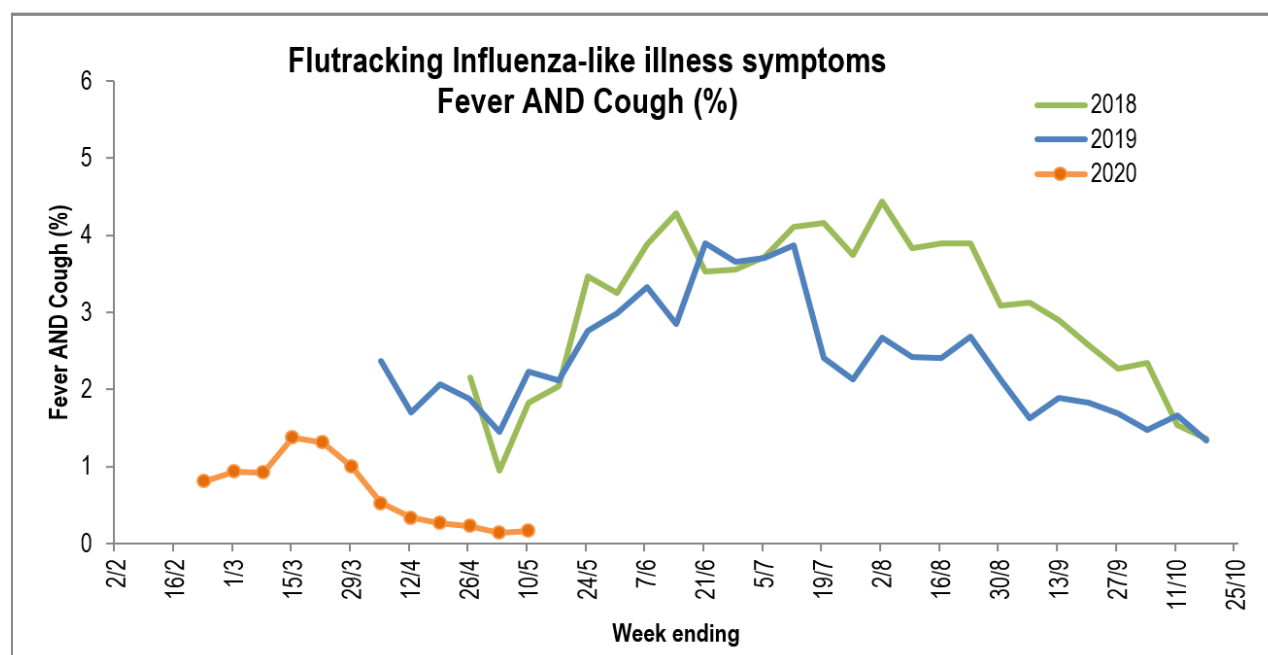
Across New Zealand, fever and cough was reported by 0.16% participants. Fever, cough and absence from normal duties was reported by 0.1% participants. Fever and cough was reported by 0.1% of participants aged less than 5 years, 0.1% of participants aged 5-17 years, 0.2% of participants aged 18-64 years, and 0.1% of participants aged 65 years or older.

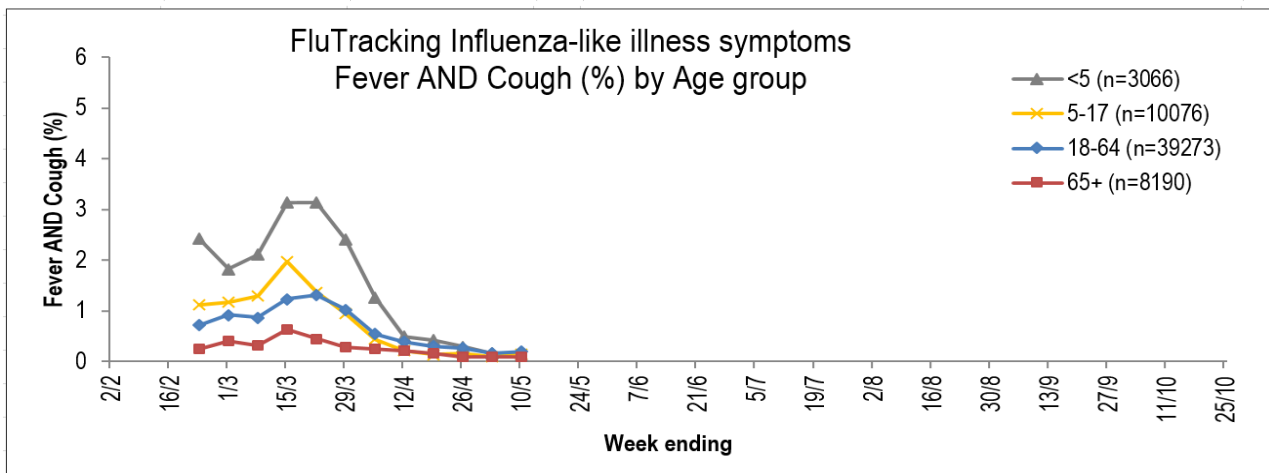
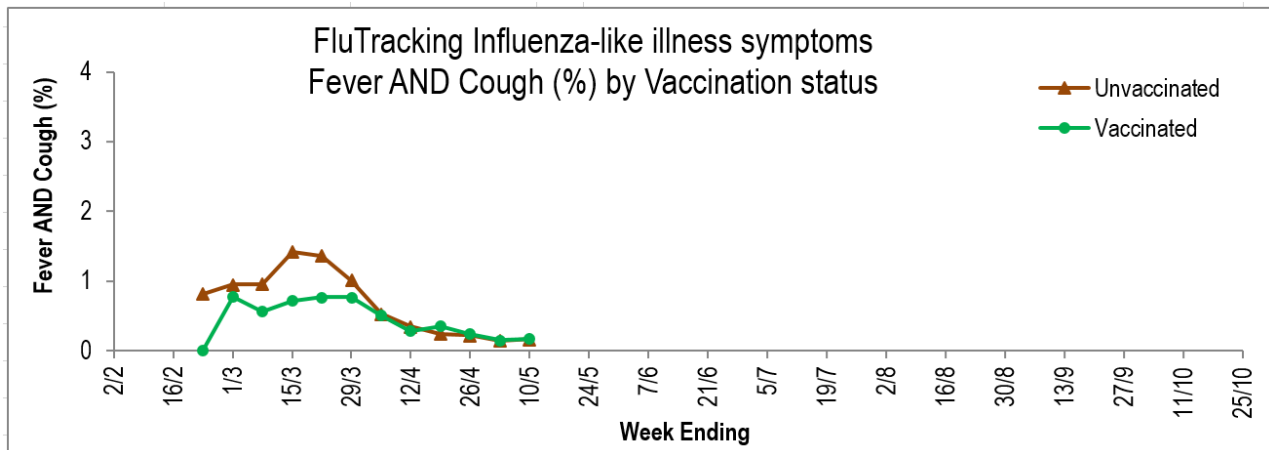
The data presented here should not be treated as authoritative and should always be interpreted together with other trusted sources from the [New Zealand Influenza Intelligence Report](#)

Number of respondents*					
Region	Week ending				
	12 – April	19 – April	26 – April	3 – May	10 – May
North Island	48122 (74.5%)	47417 (74.6%)	46080 (74.5%)	46638 (74.4%)	46331 (74.4%)
South Island	16494 (25.5%)	16142 (25.4)	15787 (25.5%)	16025 (25.6%)	15904 (25.6%)
New Zealand	64616 (100%)	63559 (100%)	61867 (100%)	62663 (100%)	62235 (100%)

*Surveys sent on Mondays at 3:00 am and response data updated on Thursdays at 9:00 am.

To join the survey or find out more information: www.flutracking.net - Contact FluTracking team: nzmoh_flutracking@health.govt.nz





To join the survey or find out more information: www.flutracking.net – Contact FluTracking team: nzmoh_flutracking@health.govt.nz

FluTracking Map - Influenza-like illness (ILI) symptoms Fever AND Cough (%) for week ending Sunday, 10 May 2020

