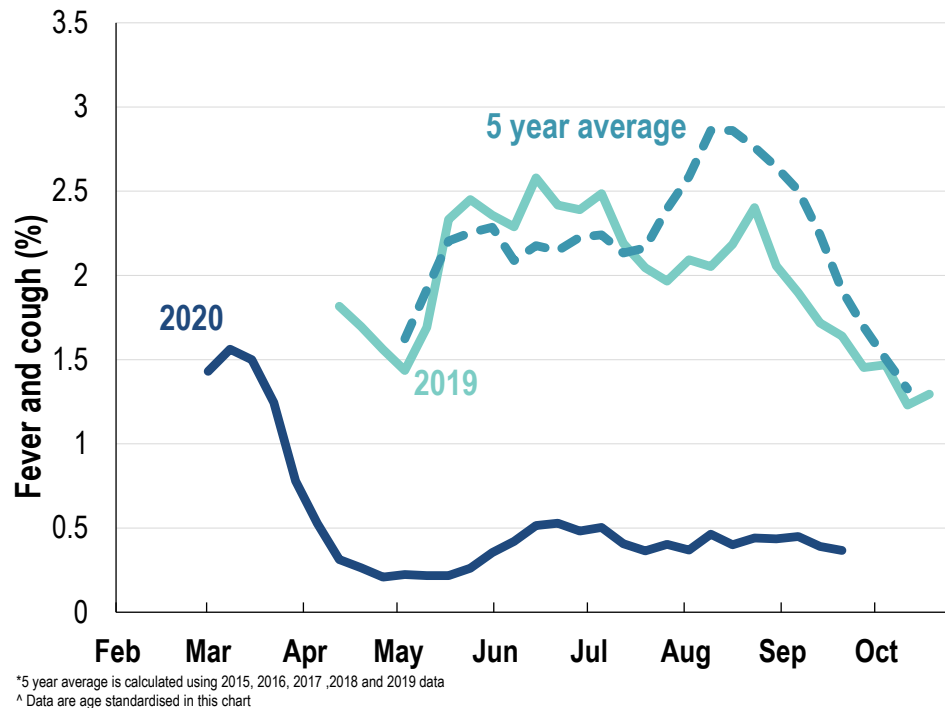




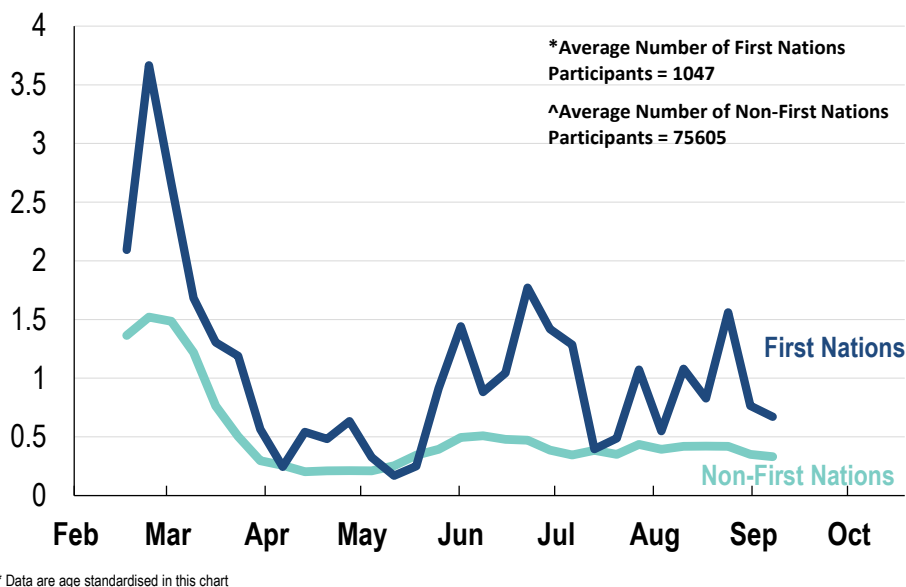
This week influenza-like illness activity is low 66,667 participants this week

Influenza-like illness activity:

Fever and cough: 0.4% this week (flu-like illness activity is historically low)



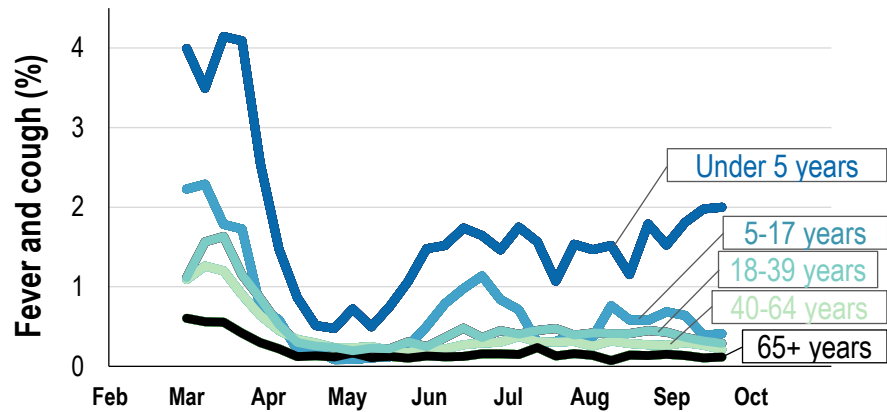
Influenza-like illness activity by Aboriginal and Torres Strait Islander status:



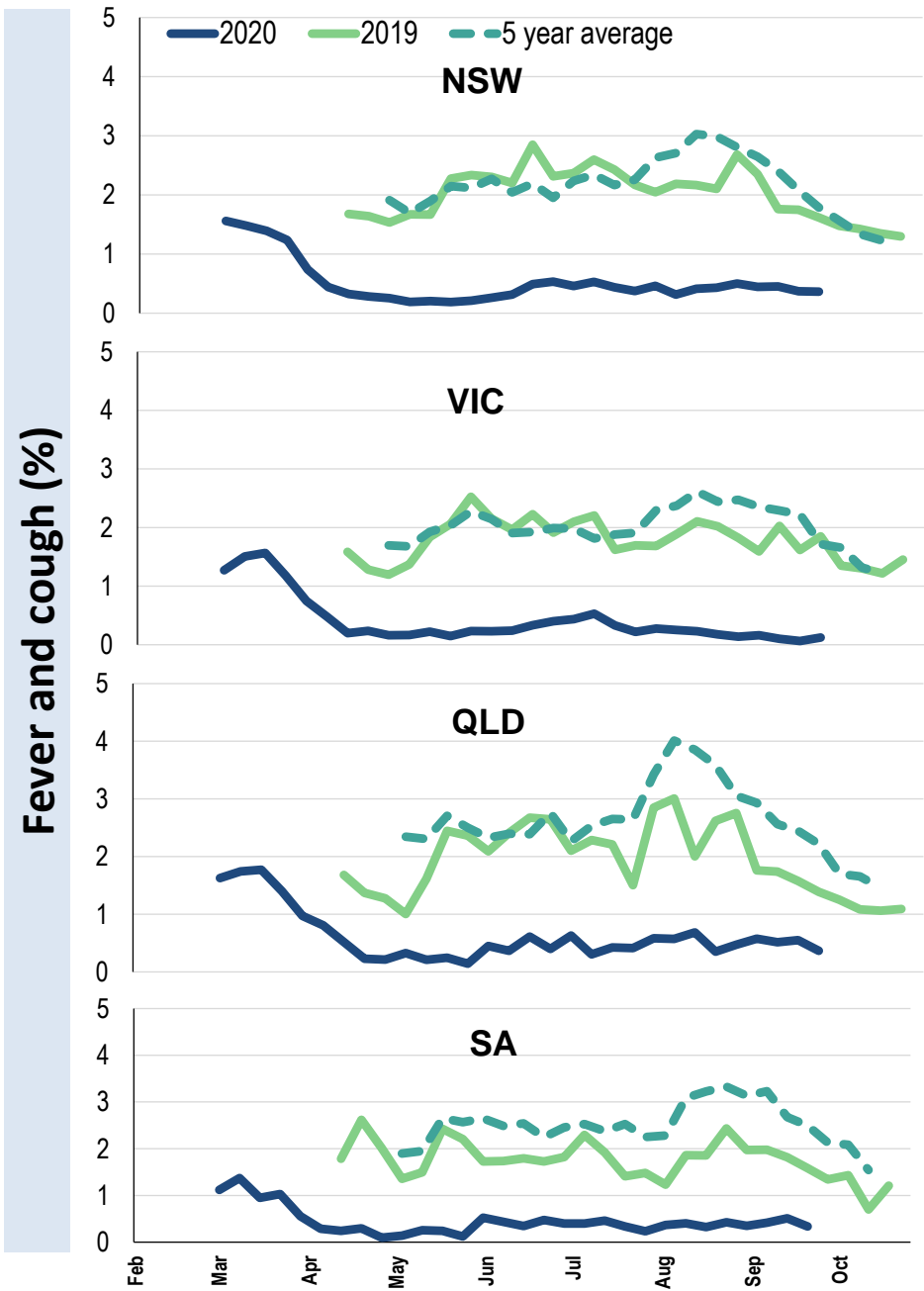
Influenza-like illness severity: <i>51.7% of participants with fever and cough sought medical advice this week</i>		
Influenza-like illness Severity	Week ending 20 September 2020 number (%)	Week ending 13 September 2020 number (%)
Number of participants	66667 (100%)	67074 (100%)
Fever & cough	172 (0.3%)	180 (0.3%)
Fever, cough & time-off normal duties	106 (0.2%)	126 (0.2%)
Fever, cough & 3 or more days off work/normal duties	54 (0.1%)	77 (0.1%)
Number of participants with fever and cough	172 (100%)	180 (100%)
*Sought medical advice for fever and cough	89 (51.7%)	109 (60.6%)
Admitted to hospital	0 (0%)	2 (1.1%)
Tested for influenza	17 (9.9%)	33 (18.3%)
Tested, result positive for influenza	1 (0.6%)	1 (0.6%)
Tested for coronavirus (COVID-19)	76 (44.2%)	96 (53.3%)
Tested, result positive for coronavirus (COVID-19)	0 (0%)	0 (0%)

*Includes those who sought medical advice from a general practitioner, COVID-19 clinic, emergency department, or were admitted to hospital for fever & cough

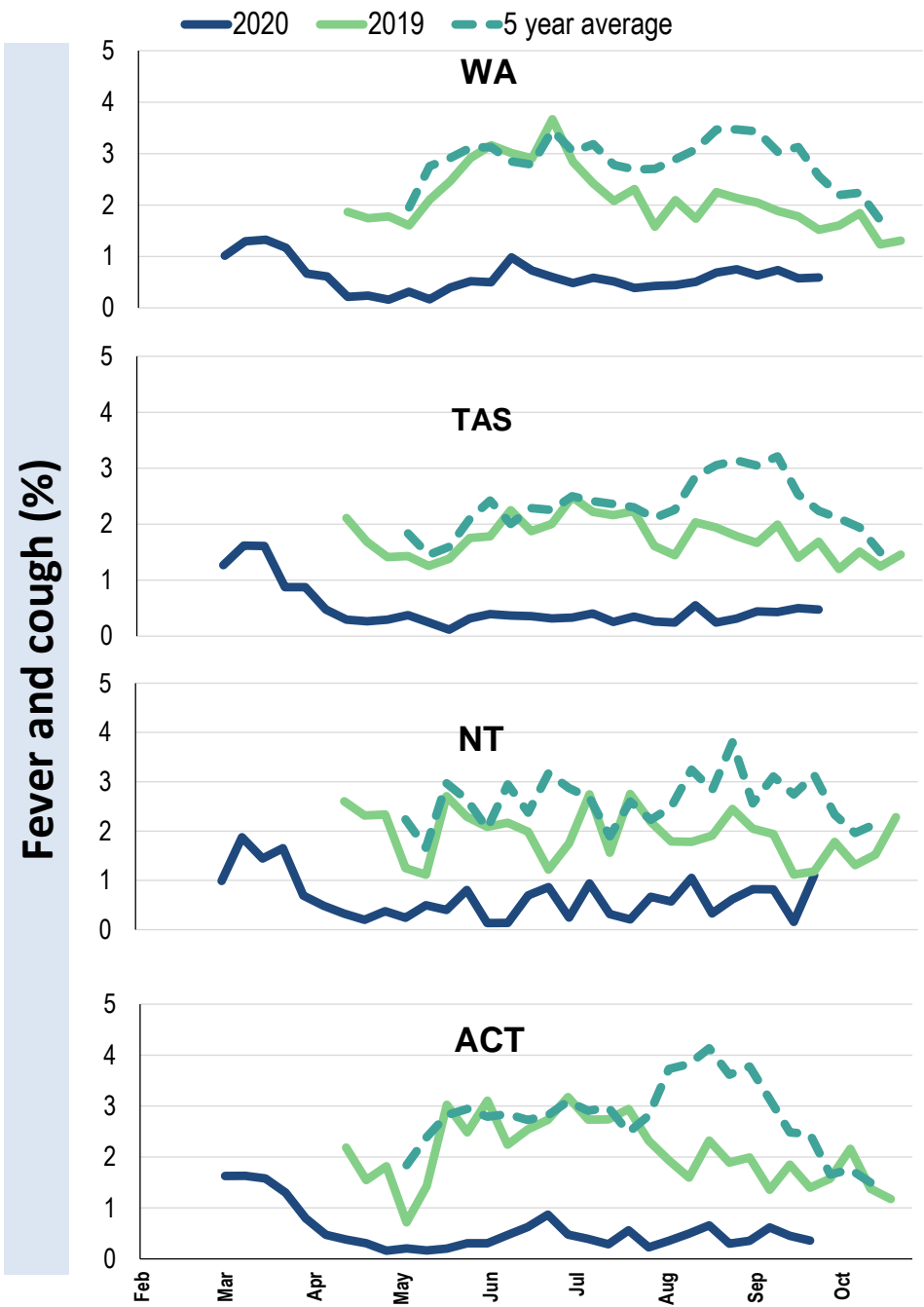
Influenza-like illness activity by age group (Australia):



Influenza-like illness activity by state/territory (age standardised):



Influenza-like illness activity by state/territory (age standardised):



Participation:

66,667 participants (67,074 last week)

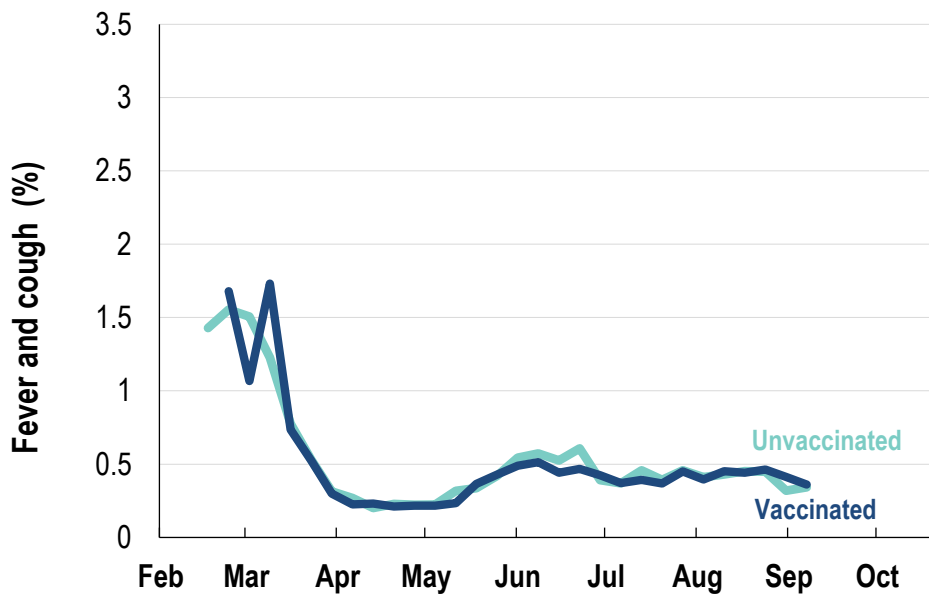
State	Participants	% Rate/100,000 population
NSW	23132	34.7% 293.0
VIC	13649	20.5% 214.6
QLD	8250	12.4% 166.7
SA	5833	8.7% 337.8
WA	6833	10.2% 264.1
TAS	4272	6.4% 818.4
NT	1075	1.6% 436.8
ACT	3623	5.4% 878.1
AUS	66667	100.0% 269.9

Vaccination rates:

Vaccination rates: 82.9% overall

Vaccinated participants:	%
<5 years	79.3
5-17 years	62.1
18-64 years	81.5
65+ years	94.0
Working with patients	93.3

Influenza-like illness activity by vaccination status:



* Data are age standardised in this chart

