



FluTracking Weekly Interim Report New Zealand

Week ending 20 September 2020

Low levels of Influenza-like illness (ILI) activity

(FluTracking is an online **self-reporting** ILI surveillance system. Care should be taken when interpreting this report)

This survey was sent on Monday, 21 September 2020 at 03:01 am and by 09:00 am, Thursday 24 September we had received 47972 responses (48925 last week) from 24860 people responding for themselves and 23112 household members across New Zealand.

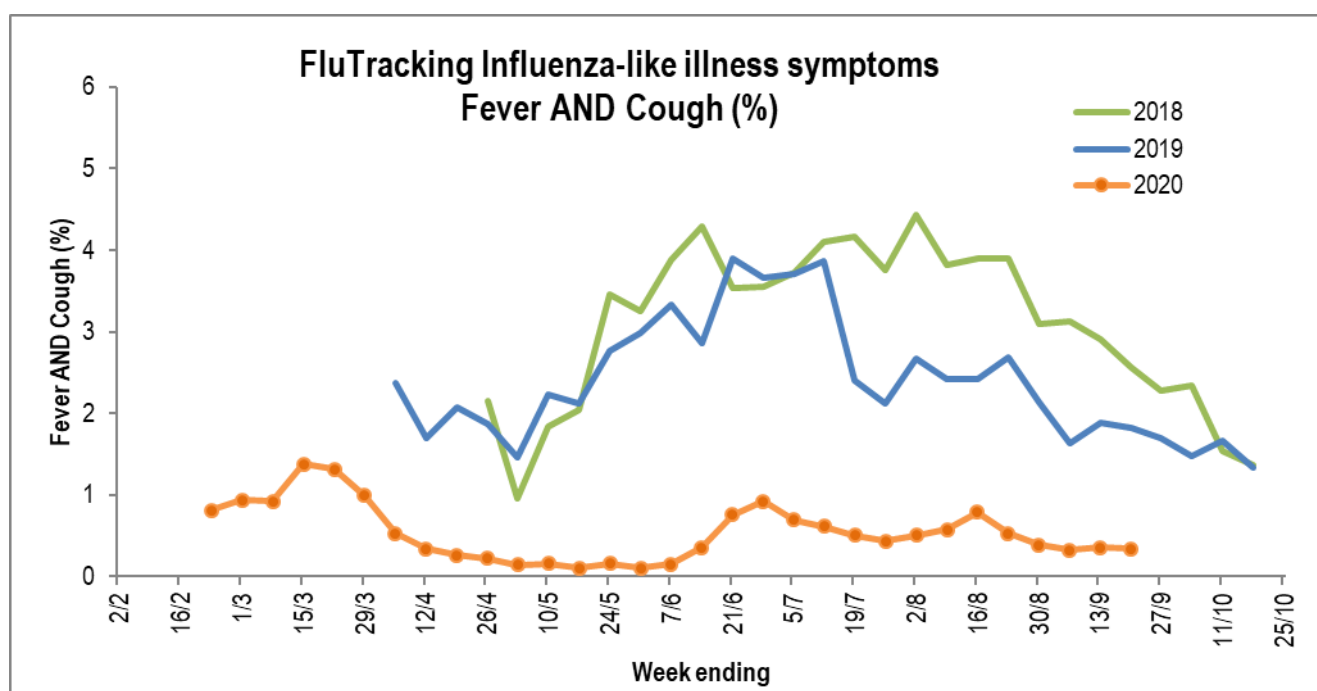
Across New Zealand, fever and cough was reported by 0.3% participants. Fever, cough and absence from normal duties was reported by 0.2% participants. Fever and cough was reported by 1.8% of participants aged less than 5 years, 0.3% of participants aged 5-17 years, 0.3% of participants aged 18-64 years, and 0.2% of participants aged 65 years or older.

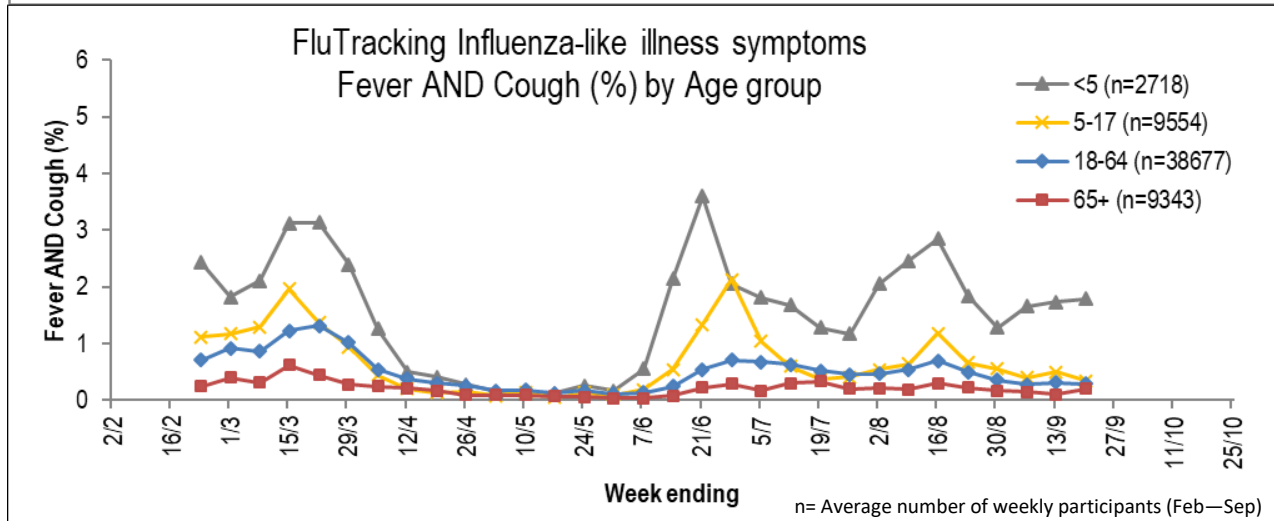
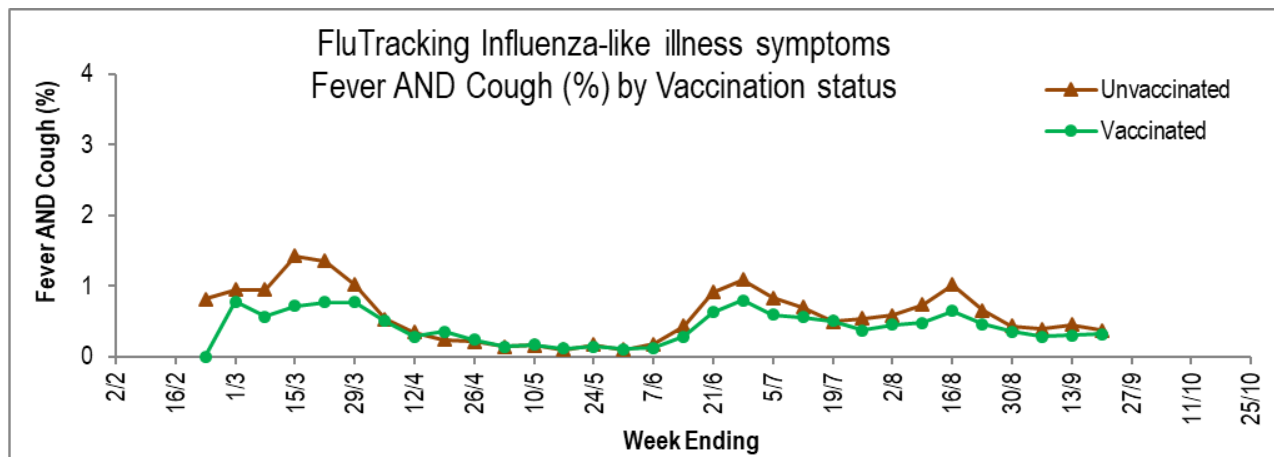
The data presented here should not be treated as authoritative and should always be interpreted together with other trusted sources from the [New Zealand Influenza Intelligence Report](#)

Number of respondents*					
Region	Week ending				
	23 – August	30 – August	6 – September	13 – September	20 – September
North Island	38297 (74.6%)	37464 (74.7%)	37144 (74.8%)	36324 (74.6%)	35912 (74.9%)
South Island	13053 (25.4%)	12707 (25.3%)	12498 (25.2%)	12347 (25.4%)	12060 (25.1%)
New Zealand	51350 (100%)	50171 (100%)	49642 (100%)	48671 (100%)	47972 (100%)

*Surveys sent on Mondays at 3:00 am and response data updated on Thursdays at 9:00 am.

To join the survey or find out more information: www.flutracking.net - Contact FluTracking team: nzmoh_flutracking@health.govt.nz





To join the survey or find out more information: www.flutracking.net – Contact FluTracking team: nzmoh_flutracking@health.govt.nz

FluTracking Map – Influenza-like illness (ILI) symptoms Fever AND Cough (%) for week ending Sunday, 20 September 2020

