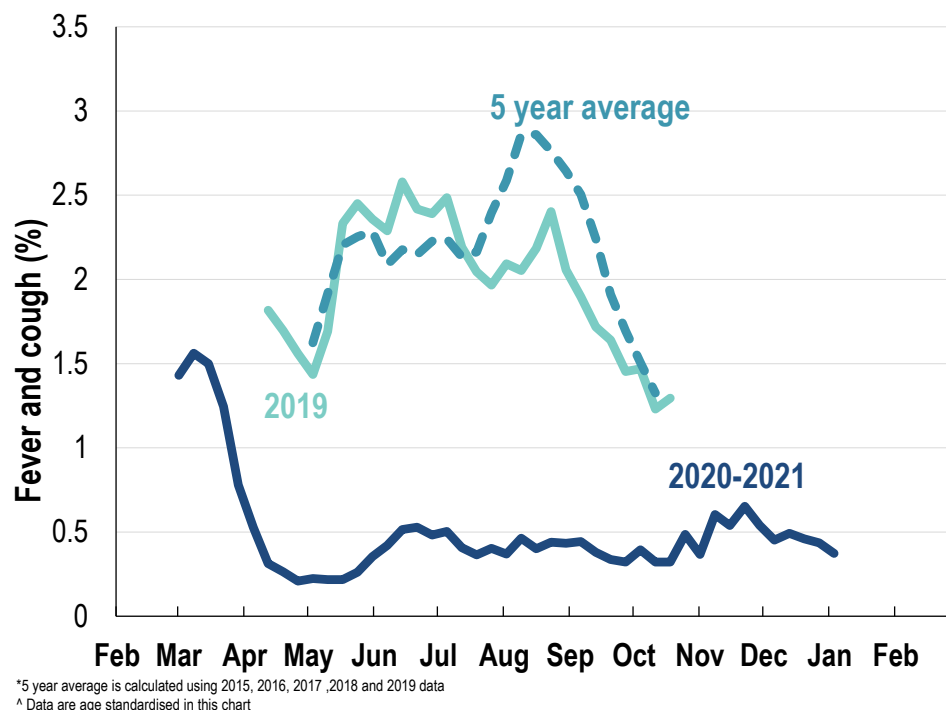


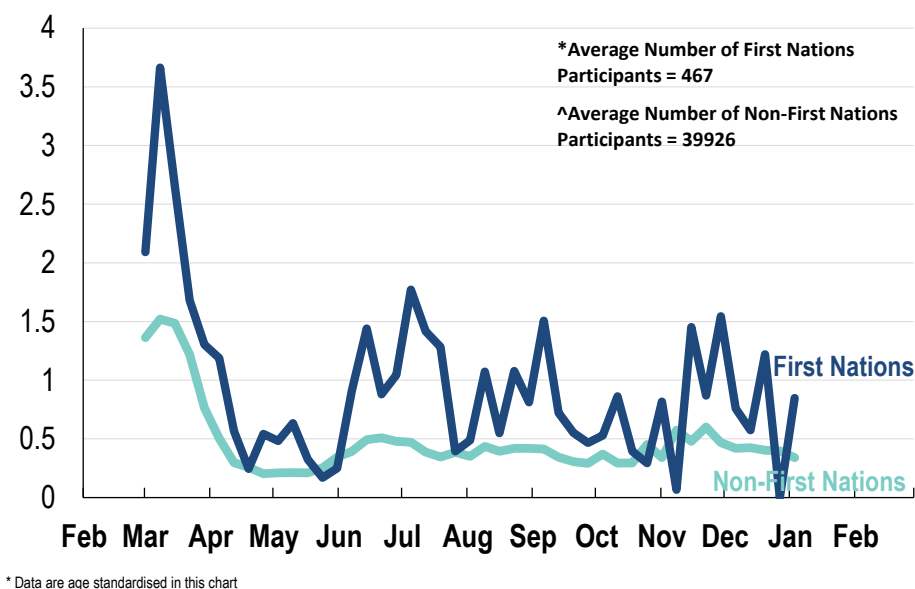
This week influenza-like illness activity is low
34,088 participants this week

Influenza-like illness activity:

Fever and cough: 0.4% this week (flu-like illness activity is historically low)



Influenza-like illness activity by Aboriginal and Torres Strait Islander status:

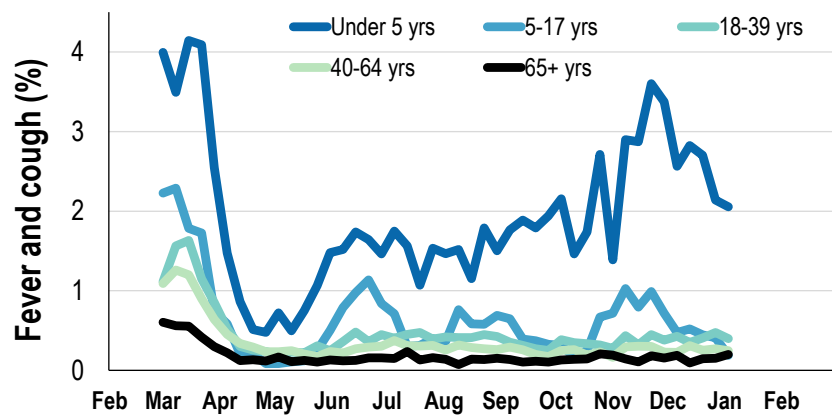


Influenza-like illness severity:
62.5% of participants with fever and cough sought medical advice this week

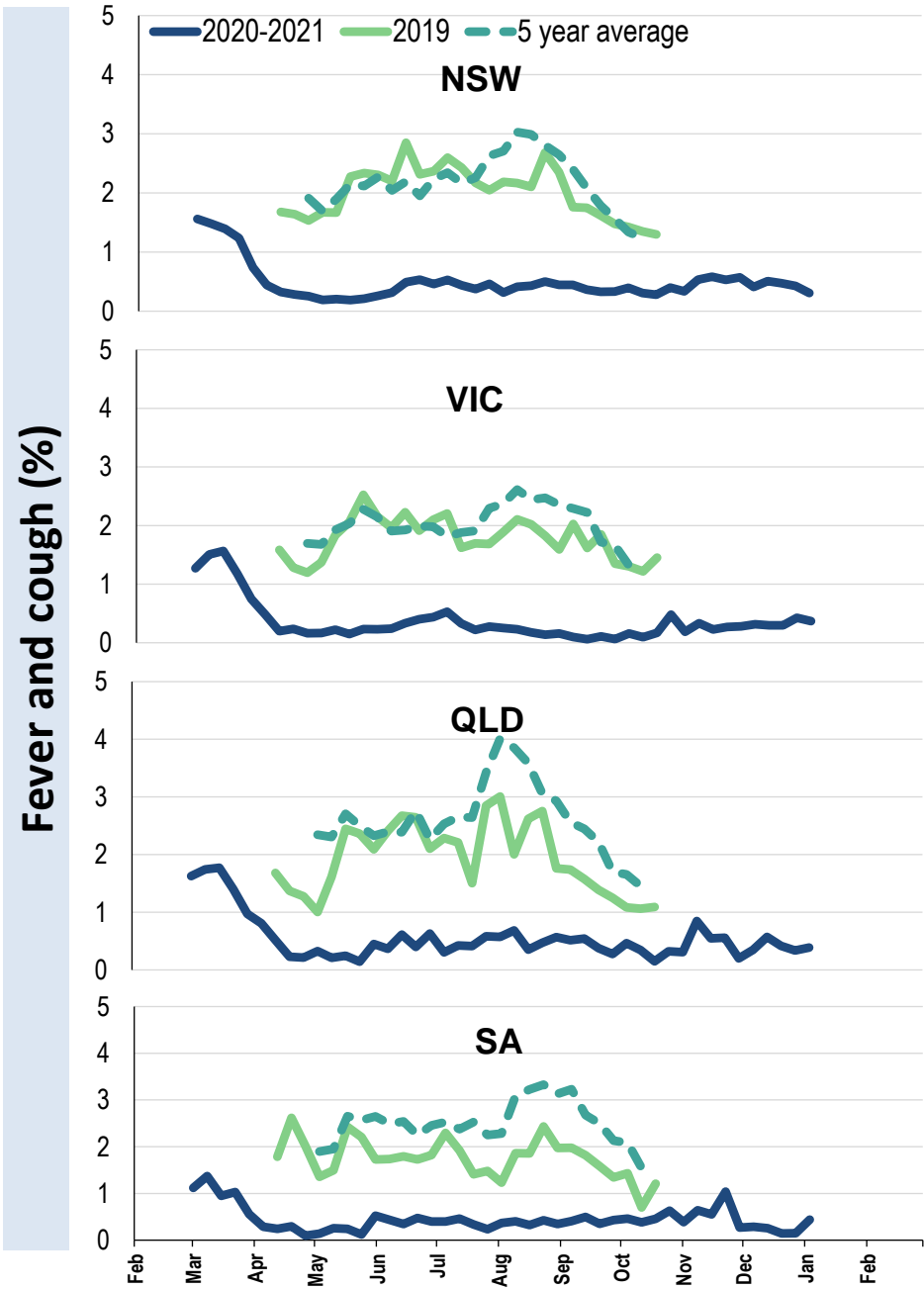
Influenza-like illness Severity	Week ending 03 January 2021 number (%)	Week ending 27 December 2020 number (%)
Number of participants	34088 (100%)	28469 (100%)
Fever & cough	96 (0.3%)	79 (0.3%)
Fever, cough & time-off normal duties	37 (0.1%)	36 (0.1%)
Fever, cough & 3 or more days off work/normal duties	24 (0.1%)	22 (0.1%)
Number of participants with fever and cough	96 (100%)	79 (100%)
*Sought medical advice for fever and cough	60 (62.5%)	39 (49.4%)
Admitted to hospital	2 (2.1%)	0 (0%)
Tested for influenza	11 (11.5%)	9 (11.4%)
Tested, result positive for influenza	0 (0%)	0 (0%)
Tested for coronavirus (COVID-19)	52 (54.2%)	39 (49.4%)
Tested, result positive for coronavirus (COVID-19)	0 (0%)	1 (1.3%)

*Includes those who sought medical advice from a general practitioner, COVID-19 clinic, emergency department, or were admitted to hospital for fever & cough

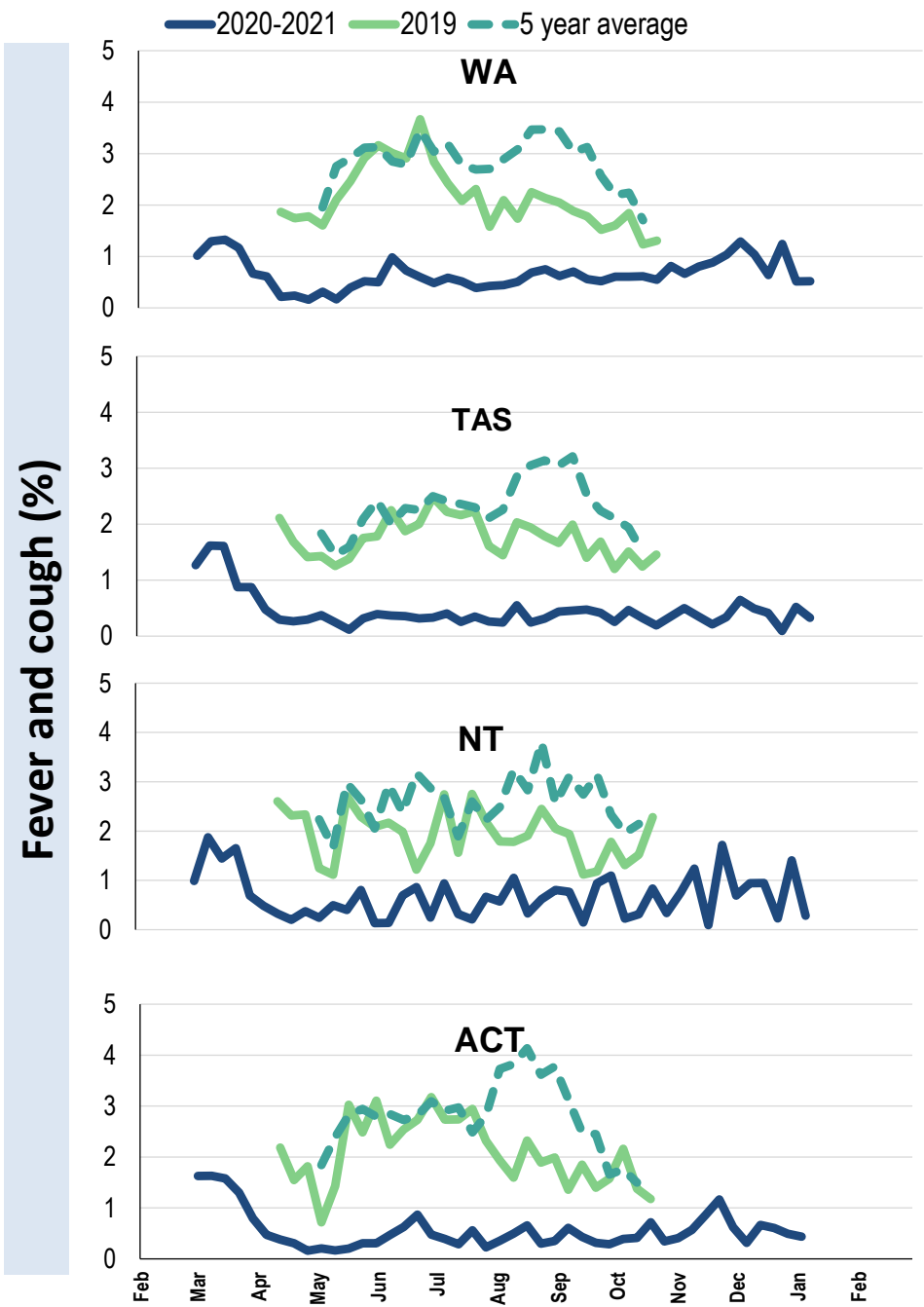
Influenza-like illness activity by age group (Australia):



Influenza-like illness activity by state/territory (age standardised):



Influenza-like illness activity by state/territory (age standardised):



Participation:
34,088 participants (28,469 last week)

State	Participants	% Rate/100,000 population
NSW	11828	34.7% 149.8
VIC	6854	20.1% 107.8
QLD	4266	12.5% 86.2
SA	3042	8.9% 176.2
WA	3297	9.7% 127.4
TAS	2289	6.7% 438.5
NT	659	1.9% 267.8
ACT	1853	5.4% 449.1
AUS	34088	100.0% 138.0



FluTracking
Tracking COVID-19