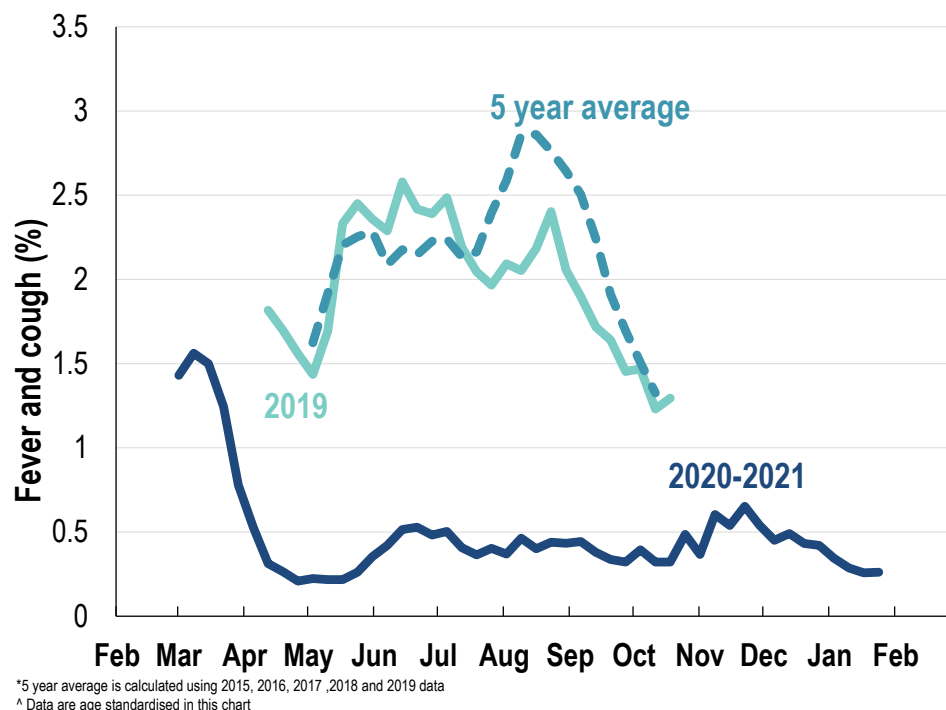


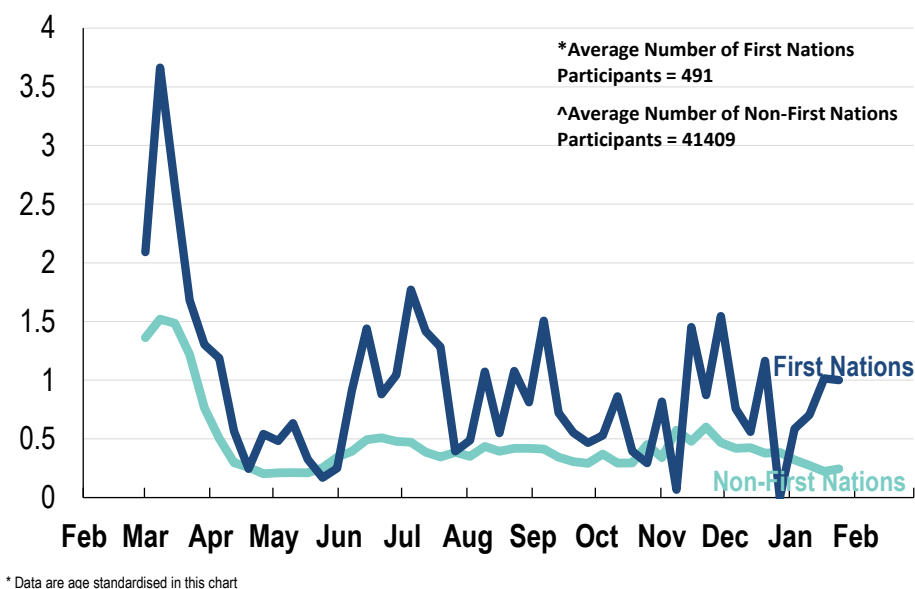
This week influenza-like illness activity is low 37,790 participants this week

Influenza-like illness activity:

Fever and cough: 0.3% this week (flu-like illness activity is historically low)



Influenza-like illness activity by Aboriginal and Torres Strait Islander status:

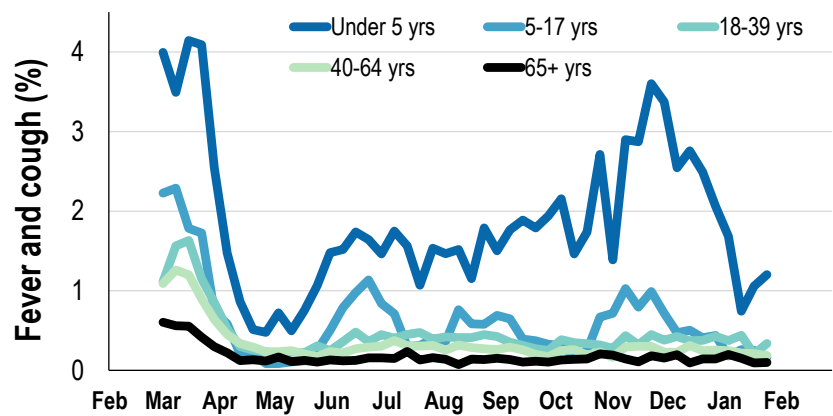


Influenza-like illness severity:
54.7% of participants with fever and cough sought medical advice this week

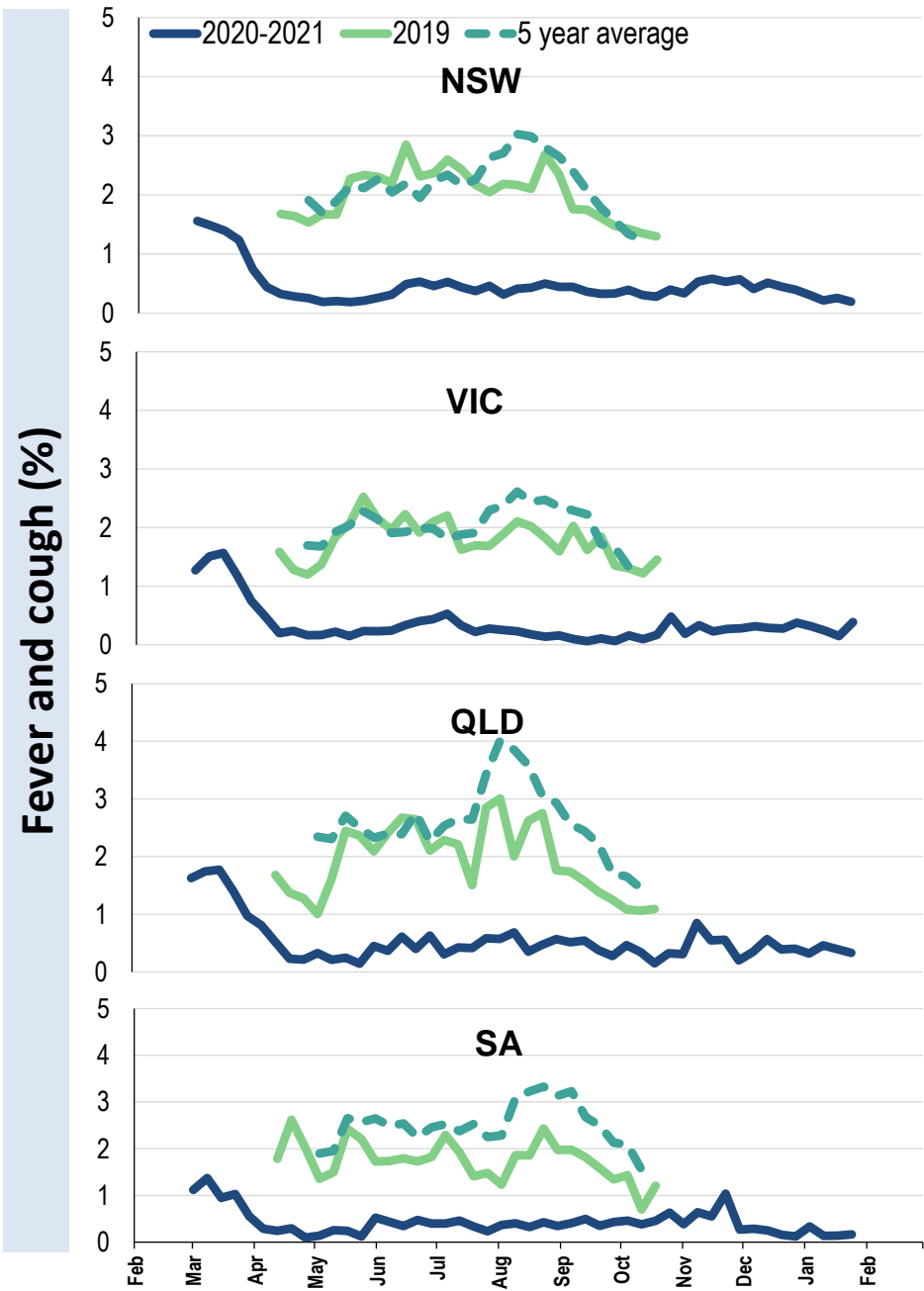
Influenza-like illness Severity	Week ending 24 January 2021 number (%)	Week ending 17 January 2021 number (%)
Number of participants	37790 (100%)	38360 (100%)
Fever & cough	75 (0.2%)	75 (0.2%)
Fever, cough & time-off normal duties	52 (0.1%)	57 (0.1%)
Fever, cough & 3 or more days off work/normal duties	31 (0.1%)	31 (0.1%)
Number of participants with fever and cough	75 (100%)	75 (100%)
*Sought medical advice for fever and cough	41 (54.7%)	49 (65.3%)
Admitted to hospital	3 (4%)	3 (4%)
Tested for influenza	12 (16%)	7 (9.3%)
Tested, result positive for influenza	2 (2.7%)	0 (0%)
Tested for coronavirus (COVID-19)	43 (57.3%)	45 (60%)
Tested, result positive for coronavirus (COVID-19)	0 (0%)	0 (0%)

*Includes those who sought medical advice from a general practitioner, COVID-19 clinic, emergency department, or were admitted to hospital for fever & cough

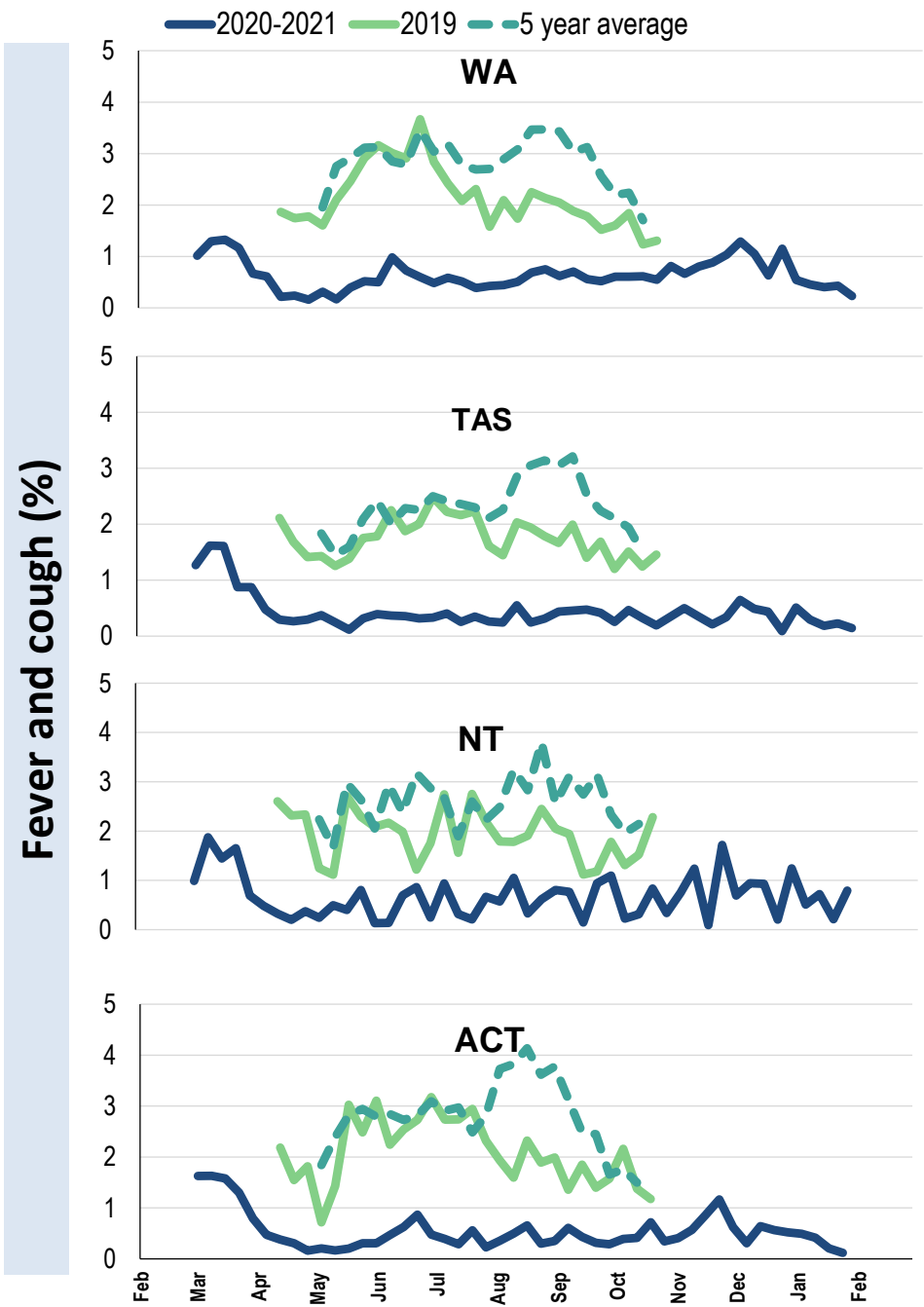
Influenza-like illness activity by age group (Australia):



Influenza-like illness activity by state/territory (age standardised):



Influenza-like illness activity by state/territory (age standardised):



Participation:
37,790 participants (38,360 last week)

State	Participants	% Rate/100,000 population
NSW	13379	35.4% 169.4
VIC	7480	19.8% 117.6
QLD	4644	12.3% 93.8
SA	3407	9.0% 197.3
WA	3634	9.6% 140.5
TAS	2510	6.6% 480.8
NT	779	2.1% 316.5
ACT	1957	5.2% 474.3
AUS	37790	100.0% 153.0



FluTracking
Tracking COVID-19