

Weekly Interim Report New Zealand

Week ending 01 August 2021

Low levels of influenza-like illness activity
(FluTracking is an online self-reporting ILI surveillance system.)
Care should be taken when interpreting this report)

This survey was sent on Monday, 02 August 2021 at 01:11 am and by 09:30 am, Thursday 05 August we had received 44501 responses (44714 last week) from 25084 people responding for themselves and 19417 household members across New Zealand.

Respondent numbers by jurisdiction

State	Respondents	Percentage
North Island	32,734	73.6%
South Island	11,767	26.4%
New Zealand	44,501	100.0%

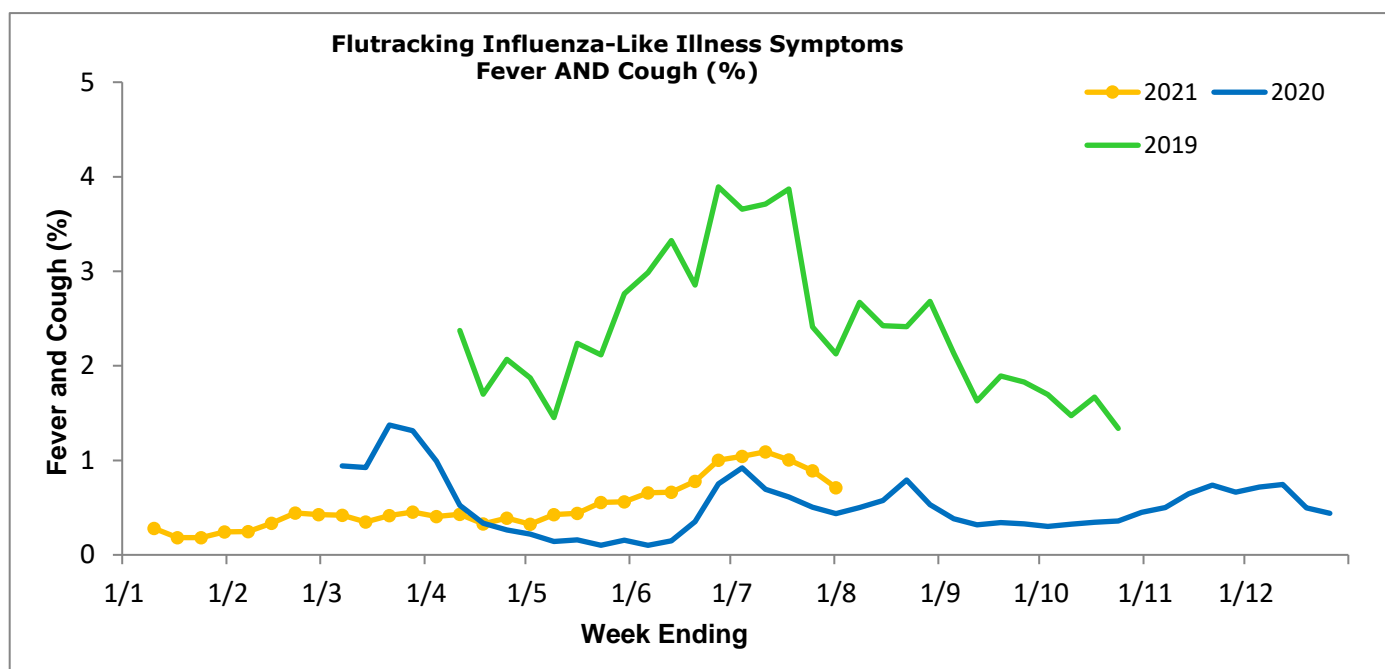
Self-reported COVID-19 and influenza testing

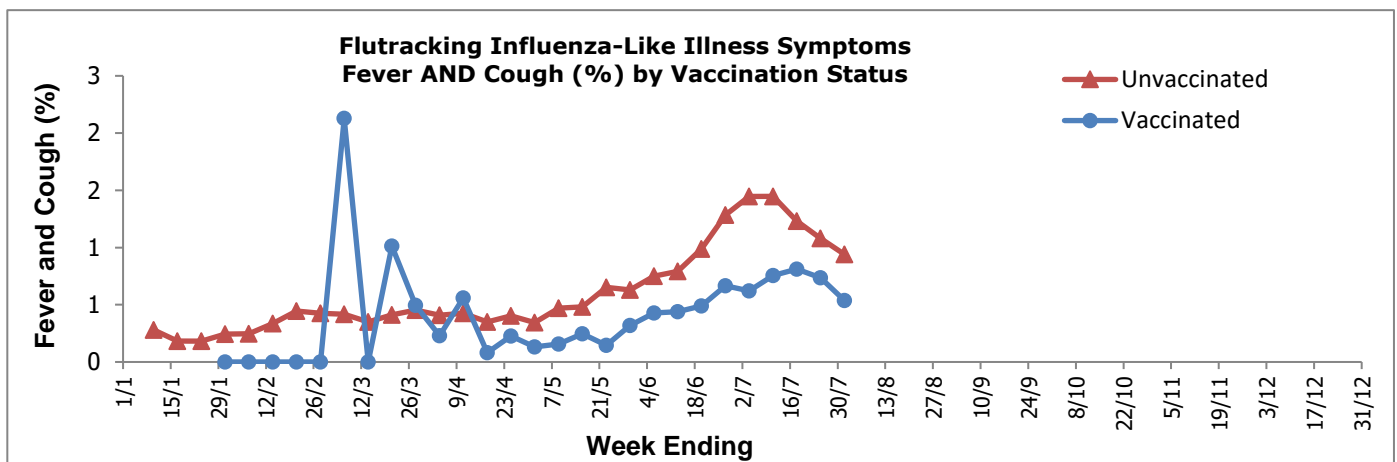
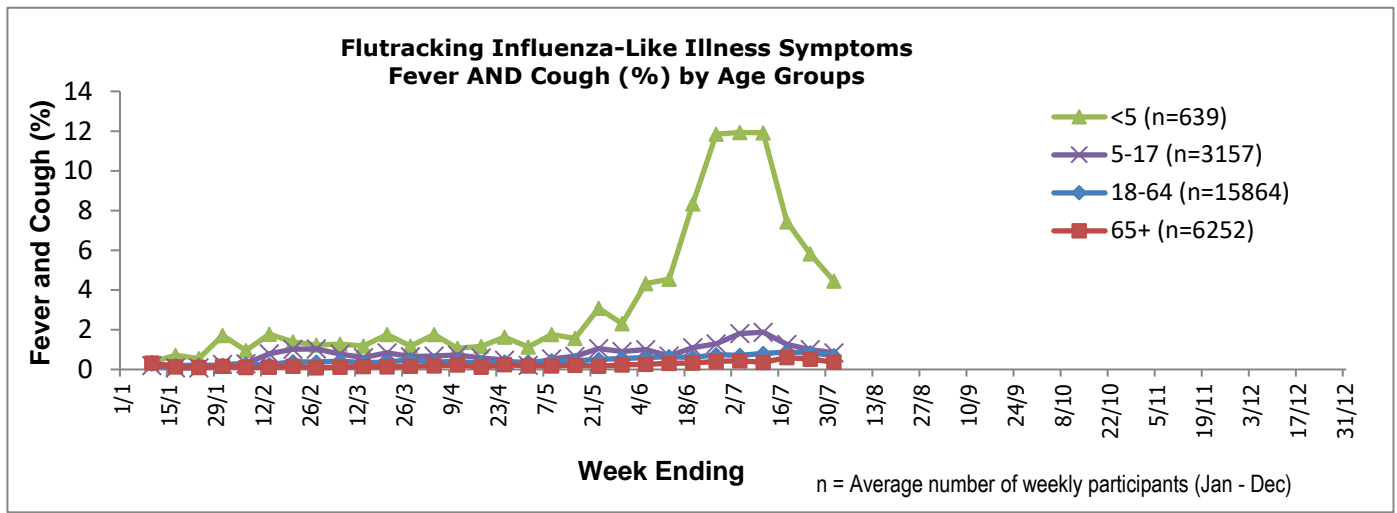
	Week ending 01 August 2021	Week ending 25 July 2021
Tested for influenza (% of fever & cough)	15 (4.7%)	22 (5.7%)
Tested for COVID-19 (% of fever & cough)	51 (16.1%)	83 (21.6%)
Result positive for influenza (% of fever & cough)	1 (0.3%)	1 (0.3%)
Result positive for COVID-19 (% of fever & cough)	0 (0.0%)	0 (0.0%)

Across New Zealand, Fever AND Cough was reported by 0.7% participants. Fever, cough and absence from normal duties was reported by 0.5% participants. Fever AND cough was reported by 4.5% of participants aged less than 5 years, 0.8% of participants aged 5-17 years, 0.7% of participants aged 18-64 years, and 0.4% of participants aged 65 years or older.

The data presented here should not be treated as authoritative and should always be interpreted together with other trusted sources from the

[New Zealand Influenza Intelligence Report](#)





To join the survey or find out more information: info.flutracking.net

Contact the Flutracking Team: nzmoh_flutracking@moh.govt.nz