

Week ending 05 September 2021

Low levels of influenza-like illness activity
(FluTracking is an online self-reporting ILI surveillance system.)
Care should be taken when interpreting this report)

This survey was sent on Monday, 06 September 2021 at 01:11 am and by 09:00 am, Thursday 09 September we had received 46674 responses (46717 last week) from 26170 people responding for themselves and 20504 household members across New Zealand.

Respondent numbers by jurisdiction

State	Respondents	Percentage
North Island	34,502	73.9%
South Island	12,172	26.1%
New Zealand	46,674	100.0%

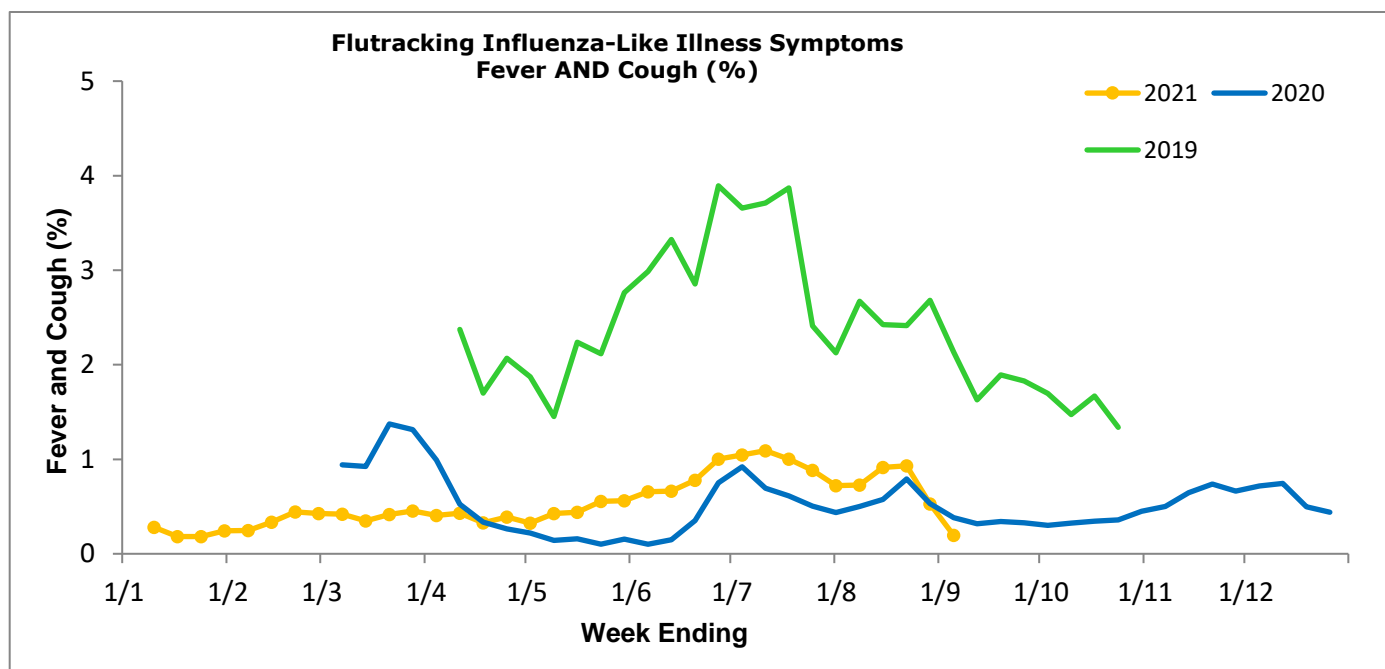
Self-reported COVID-19 and influenza testing

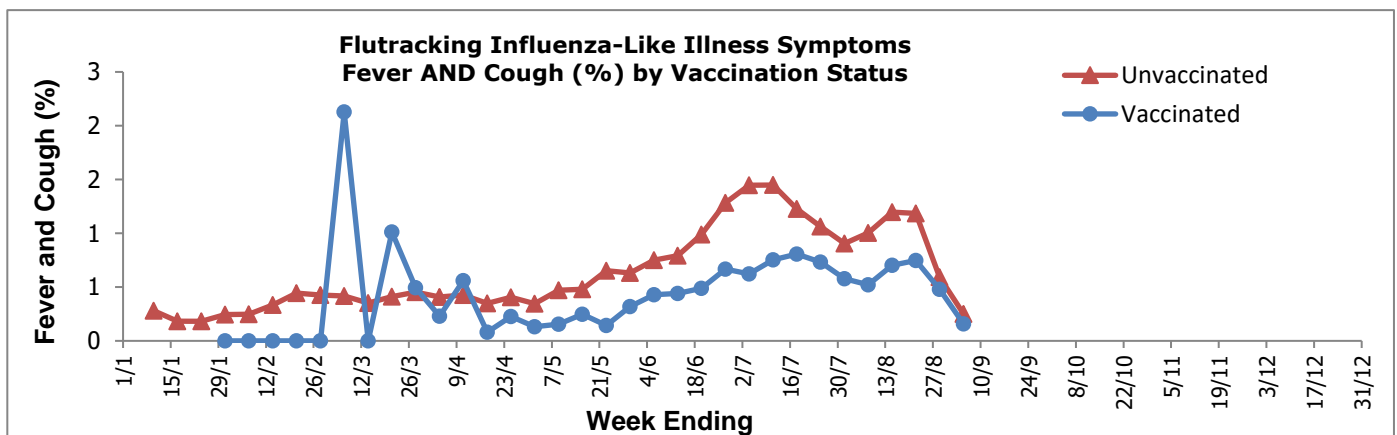
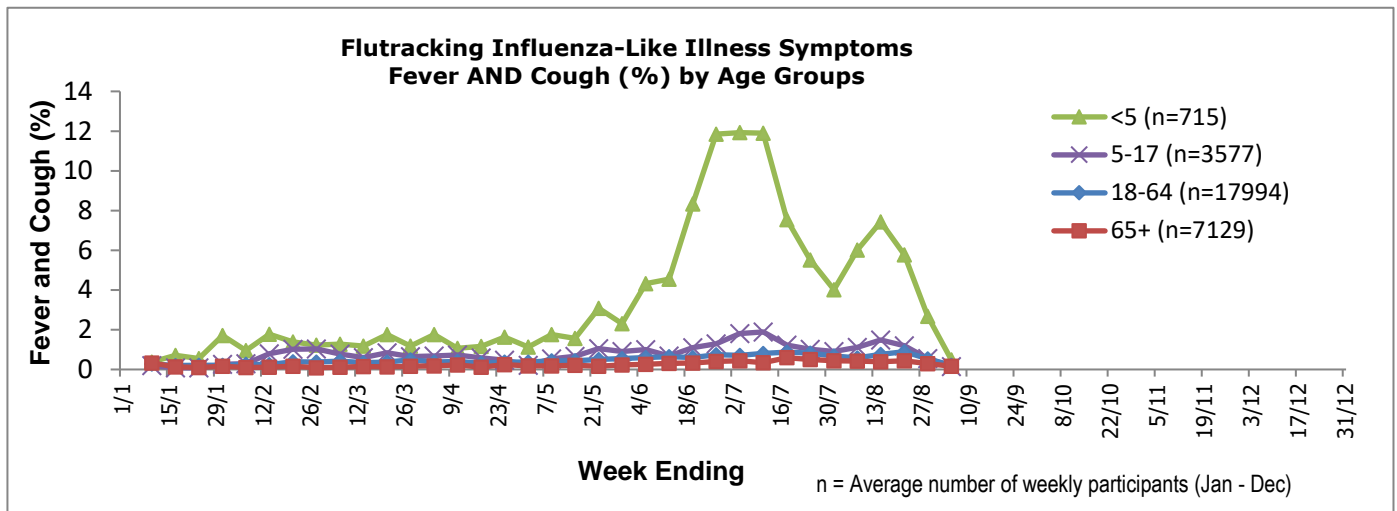
	Week ending 05 September 2021	Week ending 29 August 2021
Tested for influenza (% of fever & cough)	11 (12.0%)	18 (7.4%)
Tested for COVID-19 (% of fever & cough)	37 (40.2%)	109 (45.0%)
Result positive for influenza (% of fever & cough)	1 (1.1%)	0 (0.0%)
Result positive for COVID-19 (% of fever & cough)	0 (0.0%)	0 (0.0%)

Across New Zealand, Fever AND Cough was reported by 0.2% participants. Fever, cough and absence from normal duties was reported by 0.1% participants. Fever AND cough was reported by 0.5% of participants aged less than 5 years, 0.1% of participants aged 5-17 years, 0.2% of participants aged 18-64 years, and 0.2% of participants aged 65 years or older.

The data presented here should not be treated as authoritative and should always be interpreted together with other trusted sources from the

[New Zealand Influenza Intelligence Report](#)





COVID-19 Vaccination Rates

Vaccinated participants:	At least 1 dose (%)	2 doses (%)
12-17 years	31.0	1.5
18-64 years	83.2	41.2
65+ years	96.9	80.0
Working with patients	96.8	88.8
Vaccinated overall (%)	78.7	45.6

To join the survey or find out more information: info.flutracking.net

Contact the Flutracking Team: nzmoh_flutracking@moh.govt.nz

