

Weekly Interim Report New Zealand

Week ending 26 September 2021

Low levels of influenza-like illness activity
(FluTracking is an online self-reporting ILI surveillance system.)
Care should be taken when interpreting this report)

This survey was sent on Monday, 27 September 2021 at 01:11 am and by 09:00 am, Thursday 30 September we had received 45120 responses (45956 last week) from 25436 people responding for themselves and 19684 household members across New Zealand.

Respondent numbers by jurisdiction

| State | Respondents | Percentage |
|--------------|-------------|------------|
| North Island | 33,350 | 73.9% |
| South Island | 11,770 | 26.1% |
| New Zealand | 45,120 | 100.0% |

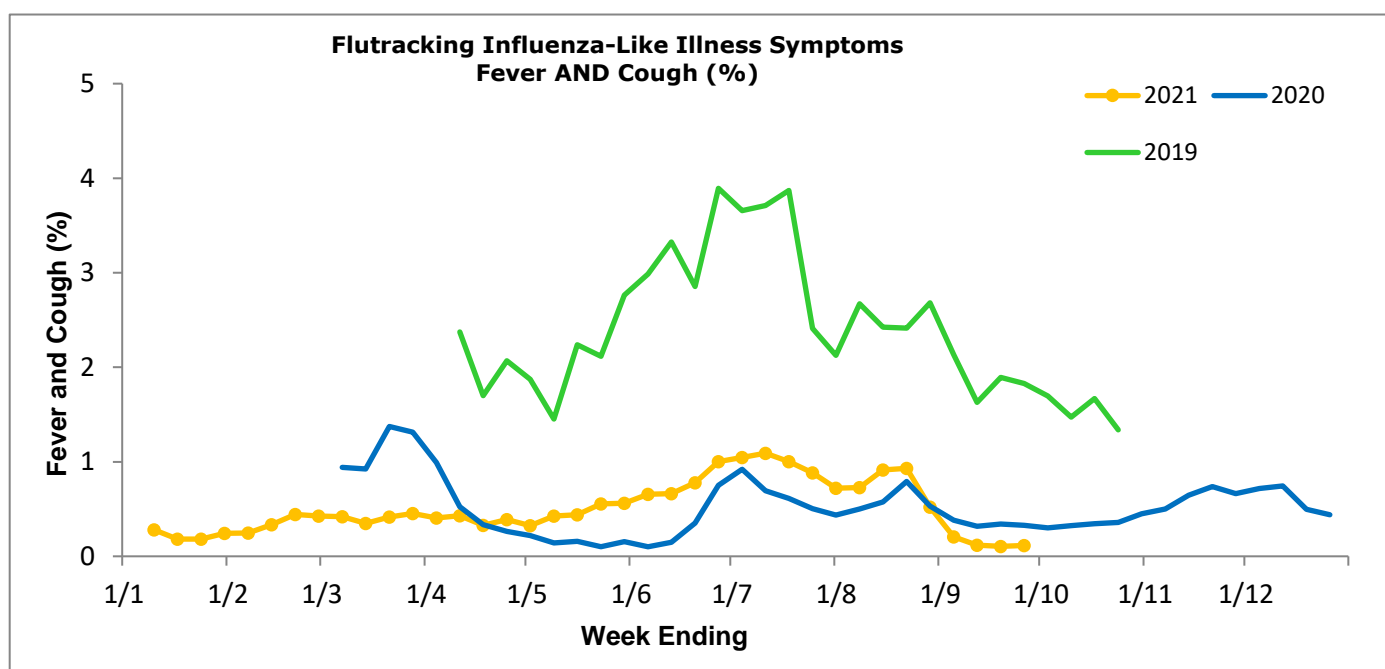
Self-reported COVID-19 and influenza testing

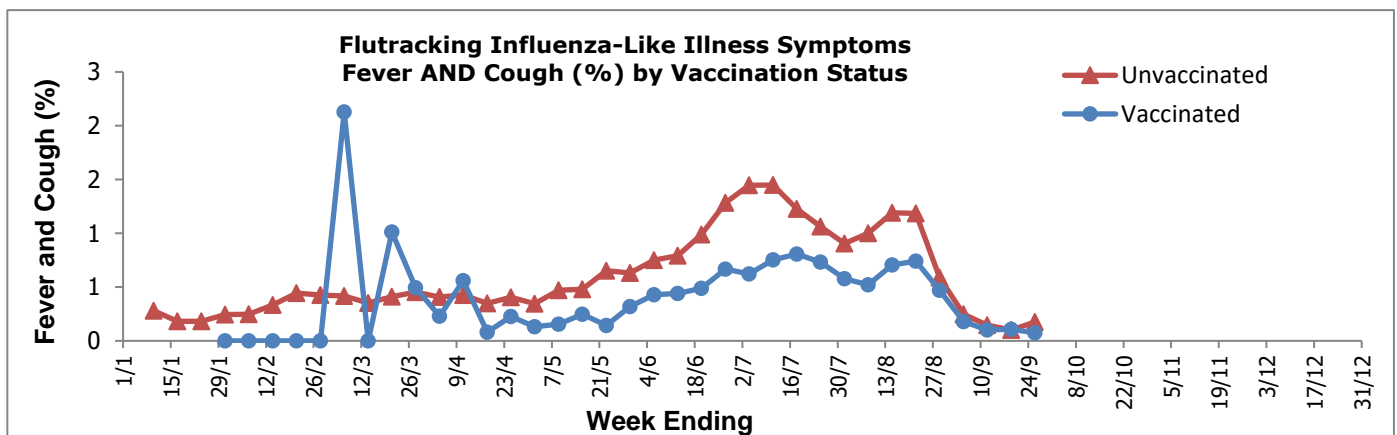
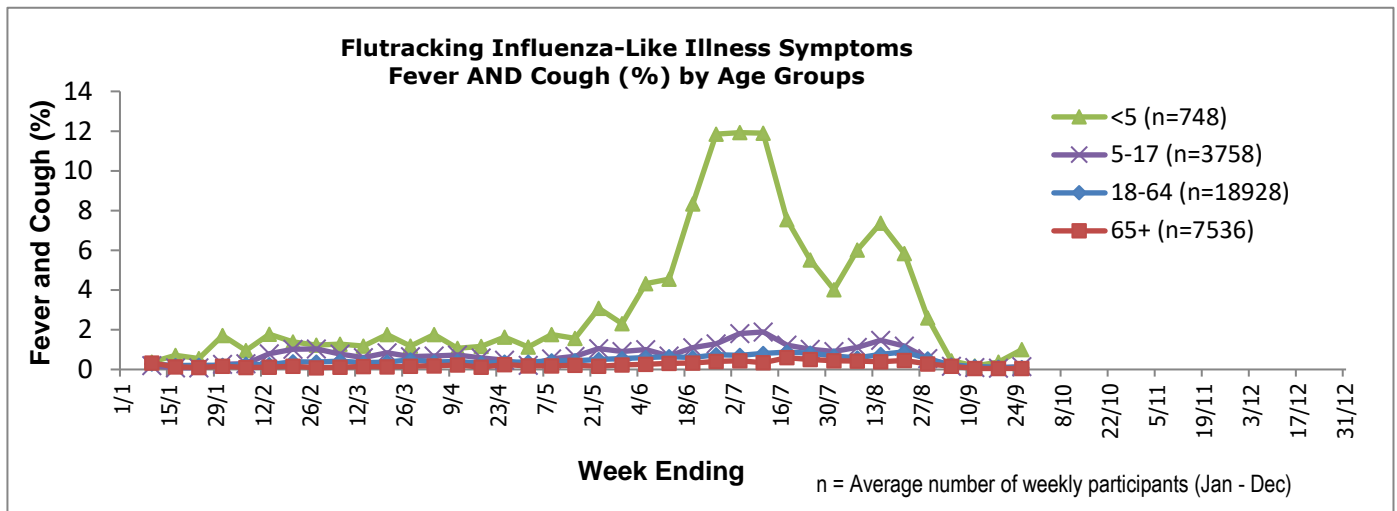
| | Week ending 26 September 2021 | Week ending 19 September 2021 |
|--|-------------------------------|-------------------------------|
| Tested for influenza (% of fever & cough) | 3 (5.8%) | 3 (6.0%) |
| Tested for COVID-19 (% of fever & cough) | 22 (42.3%) | 22 (44.0%) |
| Result positive for influenza (% of fever & cough) | 0 (0.0%) | 0 (0.0%) |
| Result positive for COVID-19 (% of fever & cough) | 0 (0.0%) | 0 (0.0%) |

Across New Zealand, Fever AND Cough was reported by 0.1% participants. Fever, cough and absence from normal duties was reported by 0.1% participants. Fever AND cough was reported by 1.0% of participants aged less than 5 years, 0.2% of participants aged 5-17 years, 0.1% of participants aged 18-64 years, and 0.1% of participants aged 65 years or older.

The data presented here should not be treated as authoritative and should always be interpreted together with other trusted sources from the

[New Zealand Influenza Intelligence Report](#)





COVID-19 Vaccination Rates

| Vaccinated participants: | At least 1 dose (%) | 2 doses (%) |
|--------------------------|---------------------|-------------|
| 12-17 years | 45.3 | 6.3 |
| 18-64 years | 95.5 | 58.7 |
| 65+ years | 98.5 | 91.7 |
| Working with patients | 98.6 | 92.6 |
| Vaccinated overall (%) | 88.4 | 59.9 |

To join the survey or find out more information: info.flutracking.net

Contact the Flutracking Team: nzmoh.flutracking@moh.govt.nz