

Weekly Interim Report New Zealand

Week ending 03 October 2021

Low levels of influenza-like illness activity

(FluTracking is an online self-reporting ILI surveillance system.)

Care should be taken when interpreting this report)

This survey was sent on Monday, 04 October 2021 at 01:11 am and by 02:00 pm, Thursday 07 October we had received 45103 responses (45176 last week) from 25371 people responding for themselves and 19732 household members across New Zealand.

Respondent numbers by jurisdiction

State	Respondents	Percentage
North Island	33,372	74.0%
South Island	11,731	26.0%
New Zealand	45,103	100.0%

Self-reported COVID-19 and influenza testing

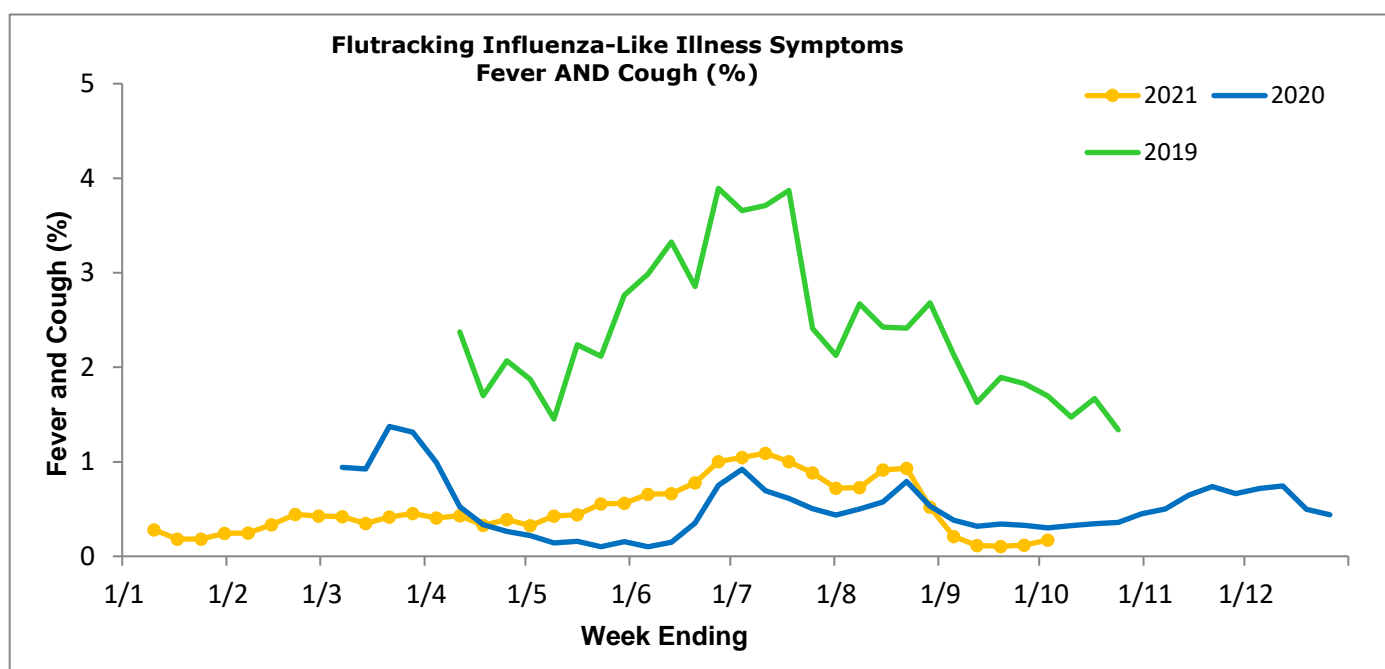
	Week ending 03 October 2021	Week ending 26 September 2021
Tested for influenza (% of fever & cough)	4 (5.2%)	3 (5.8%)
Tested for COVID-19 (% of fever & cough)	19 (24.7%)	23 (44.2%)
Result positive for influenza (% of fever & cough)	0 (0.0%)	0 (0.0%)
Result positive for COVID-19 (% of fever & cough)	0 (0.0%)	0 (0.0%)

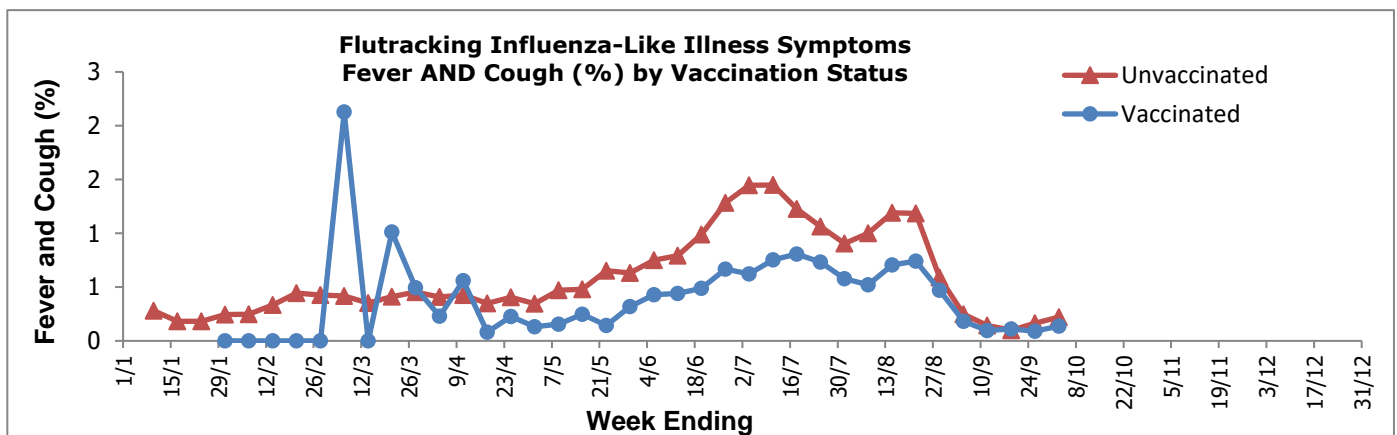
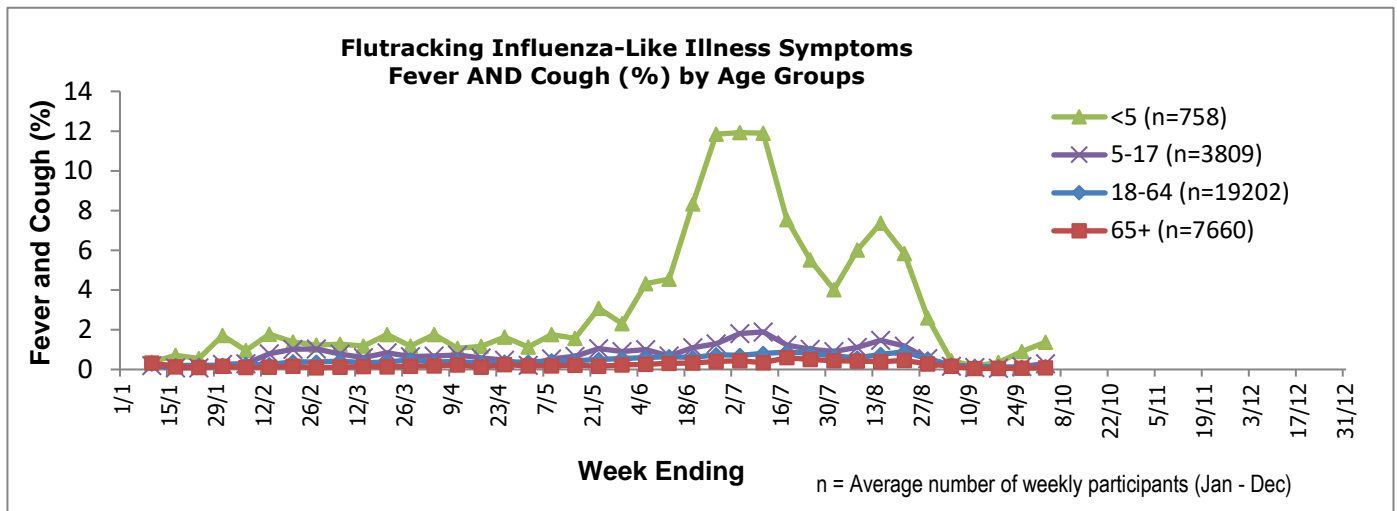
Across New Zealand, Fever AND Cough was reported by 0.2% participants. Fever, cough and absence from normal duties was reported by 0.1% participants.

Fever AND cough was reported by 1.4% of participants aged less than 5 years, 0.3% of participants aged 5-17 years, 0.1% of participants aged 18-64 years, and 0.1% of participants aged 65 years or older.

The data presented here should not be treated as authoritative and should always be interpreted together with other trusted sources from the

[New Zealand Influenza Intelligence Report](#)





COVID-19 Vaccination Rates

Vaccinated participants:	At least 1 dose (%)	2 doses (%)
12-17 years	45.8	10.8
18-64 years	96.5	65.4
65+ years	98.7	94.0
Working with patients	98.8	93.9
Vaccinated overall (%)	89.0	65.1

To join the survey or find out more information: info.flutracking.net

Contact the Flutracking Team: nzmoh_flutracking@moh.govt.nz