

Weekly Interim Report New Zealand

Week ending 07 November 2021

Low levels of influenza-like illness activity
(FluTracking is an online self-reporting ILI surveillance system.)
Care should be taken when interpreting this report)

This survey was sent on Monday, 08 November 2021 at 01:11 am and by 11:00 am, Thursday 11 November we had received 30059 responses (33201 last week) from 17292 people responding for themselves and 12767 household members across New Zealand.

Respondent numbers by jurisdiction

State	Respondents	Percentage
North Island	22,369	67.5%
South Island	7,690	23.2%
New Zealand	33,146	100.0%

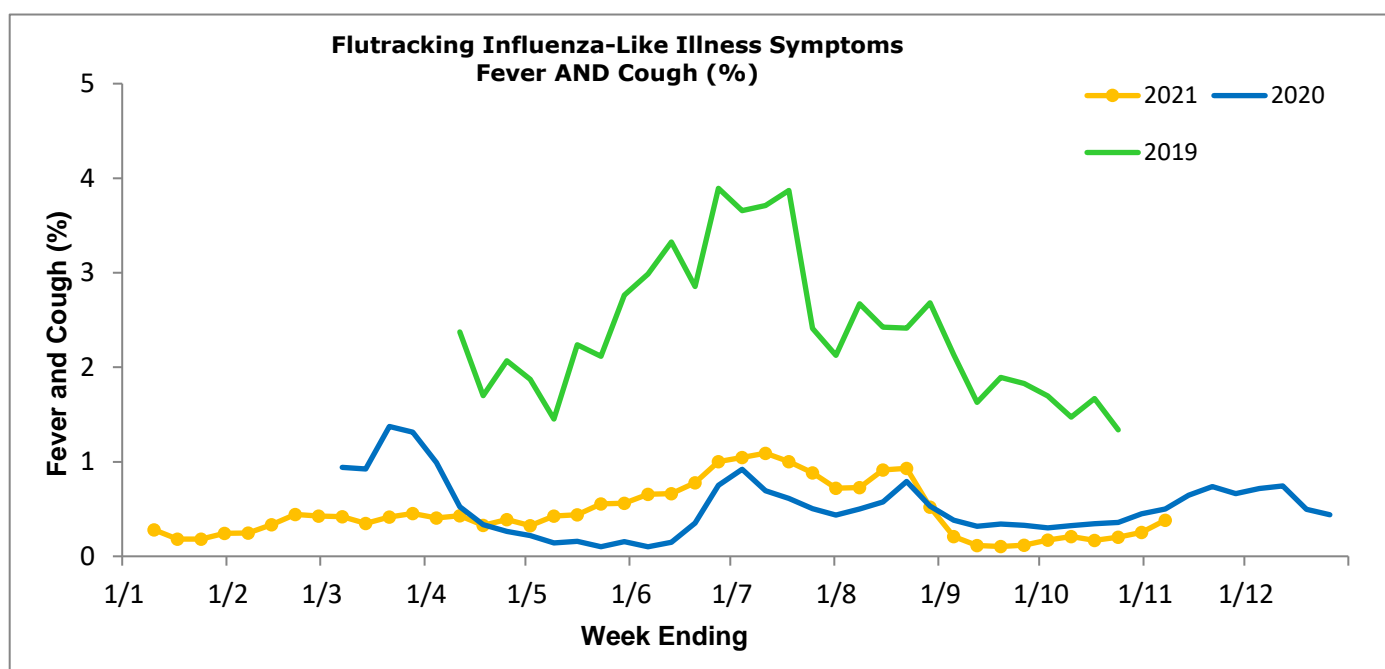
Self-reported COVID-19 and influenza testing

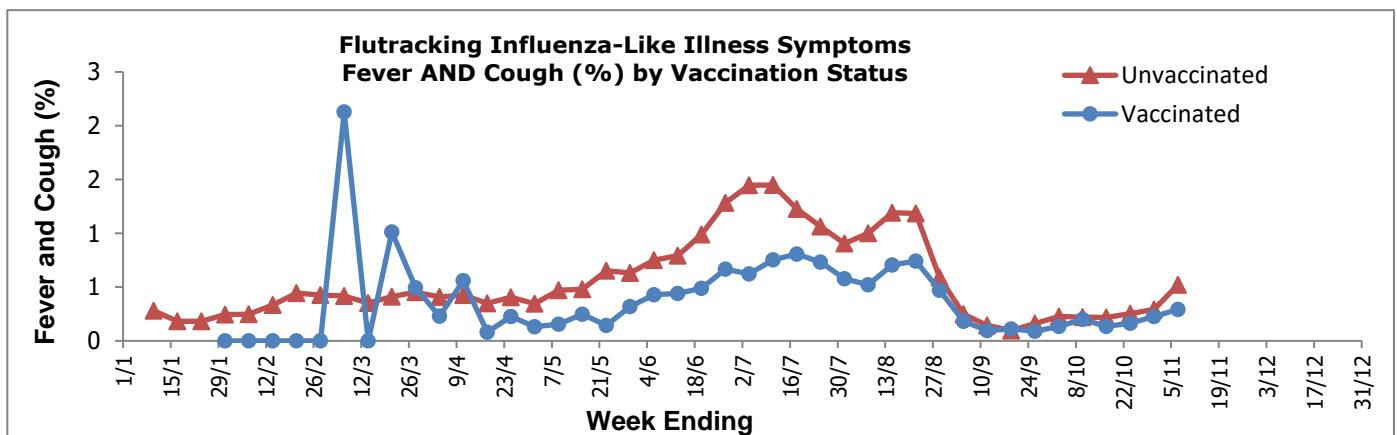
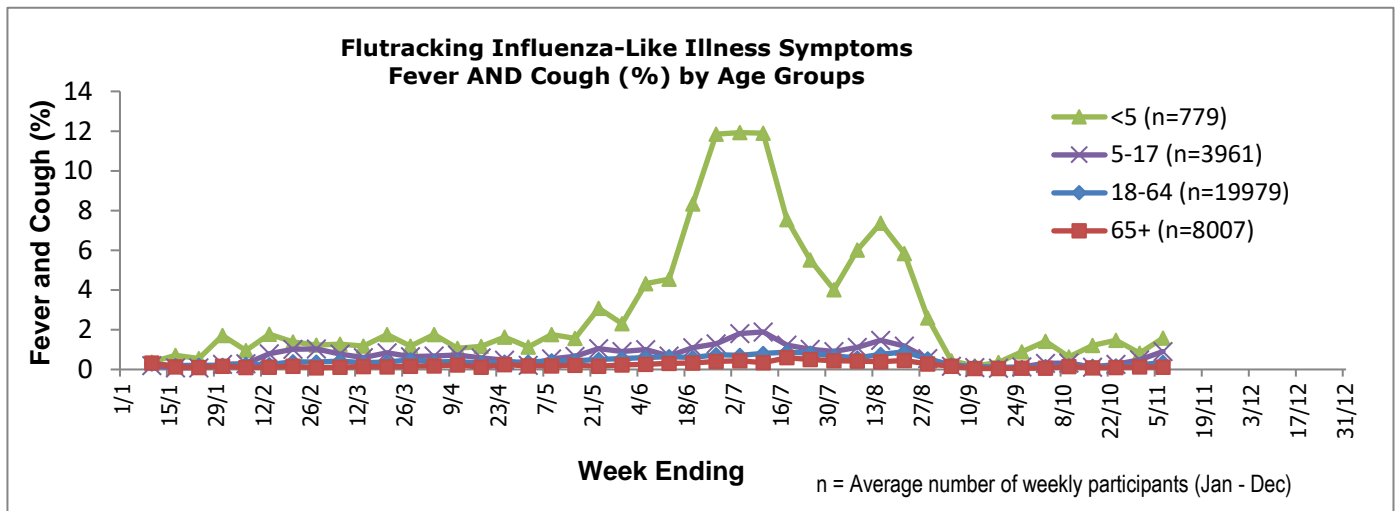
	Week ending 07 November 2021	Week ending 31 October 2021
Tested for influenza (% of fever & cough)	7 (6.1%)	7 (8.2%)
Tested for COVID-19 (% of fever & cough)	56 (48.7%)	41 (48.2%)
Result positive for influenza (% of fever & cough)	2 (1.7%)	0 (0.0%)
Result positive for COVID-19 (% of fever & cough)	1 (0.9%)	1 (1.2%)

Across New Zealand, Fever AND Cough was reported by 0.4% participants. Fever, cough and absence from normal duties was reported by 0.3% participants. Fever AND cough was reported by 1.6% of participants aged less than 5 years, 0.9% of participants aged 5-17 years, 0.4% of participants aged 18-64 years, and 0.1% of participants aged 65 years or older.

The data presented here should not be treated as authoritative and should always be interpreted together with other trusted sources from the

[New Zealand Influenza Intelligence Report](#)





COVID-19 Vaccination Rates

Vaccinated participants:	At least 1 dose (%)	2 doses (%)
12-17 years	48.3	43.2
18-64 years	98.8	95.3
65+ years	99.3	98.2
Working with patients	99.7	98.0
Vaccinated overall (%)	91.0	88.0

To join the survey or find out more information: info.flutracking.net

Contact the Flutracking Team: nzmoh.flutracking@moh.govt.nz