

Weekly Interim Report New Zealand

Week ending 05 December 2021

Low levels of influenza-like illness activity
(FluTracking is an online self-reporting ILI surveillance system.
Care should be taken when interpreting this report)

This survey was sent on Monday, 06 December 2021 at 01:11 am and by 10:00 am, Thursday 09 December we had received 26786 responses (26787 last week) from 15582 people responding for themselves and 11204 household members across New Zealand.

Respondent numbers by jurisdiction

State	Respondents	Percentage
North Island	19,938	74.4%
South Island	6,848	25.6%
New Zealand	26,786	100.0%

Across New Zealand, Fever AND Cough was reported by 0.4% participants. Fever, cough and absence from normal duties was reported by 0.3% participants.

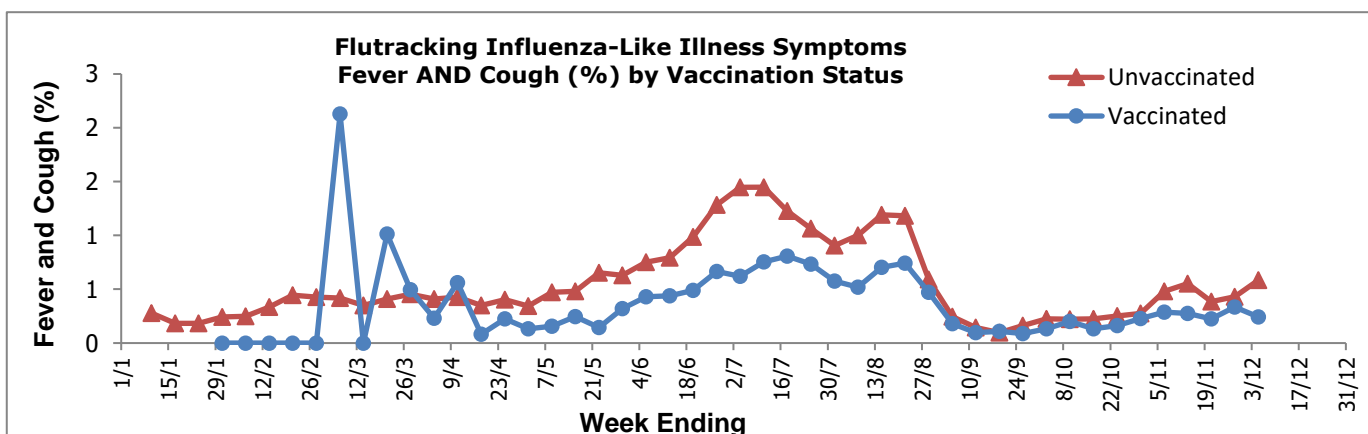
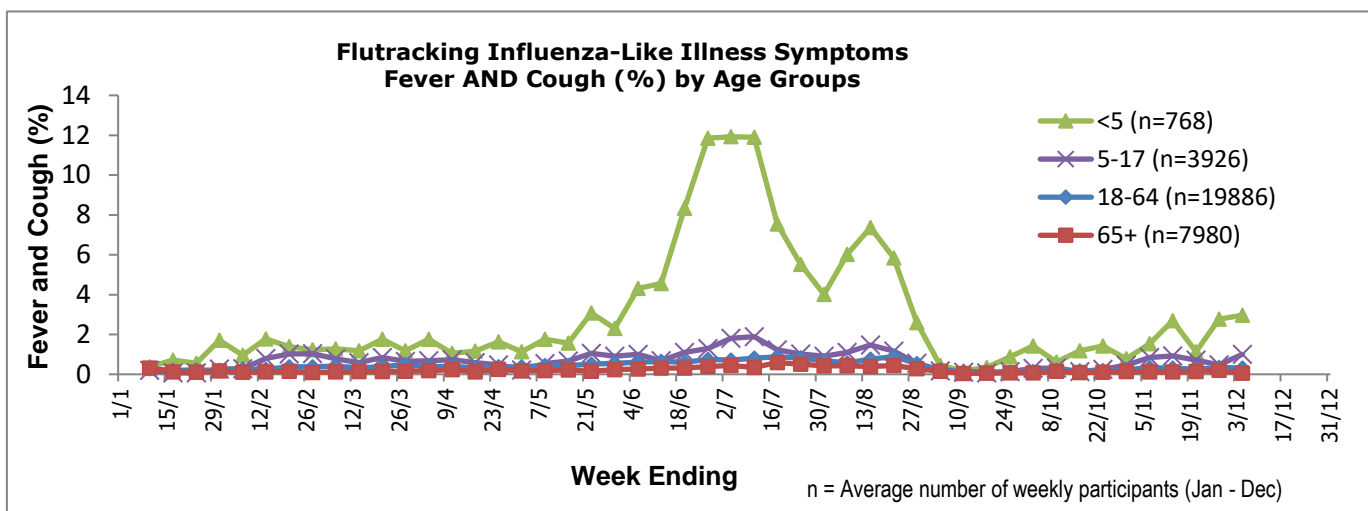
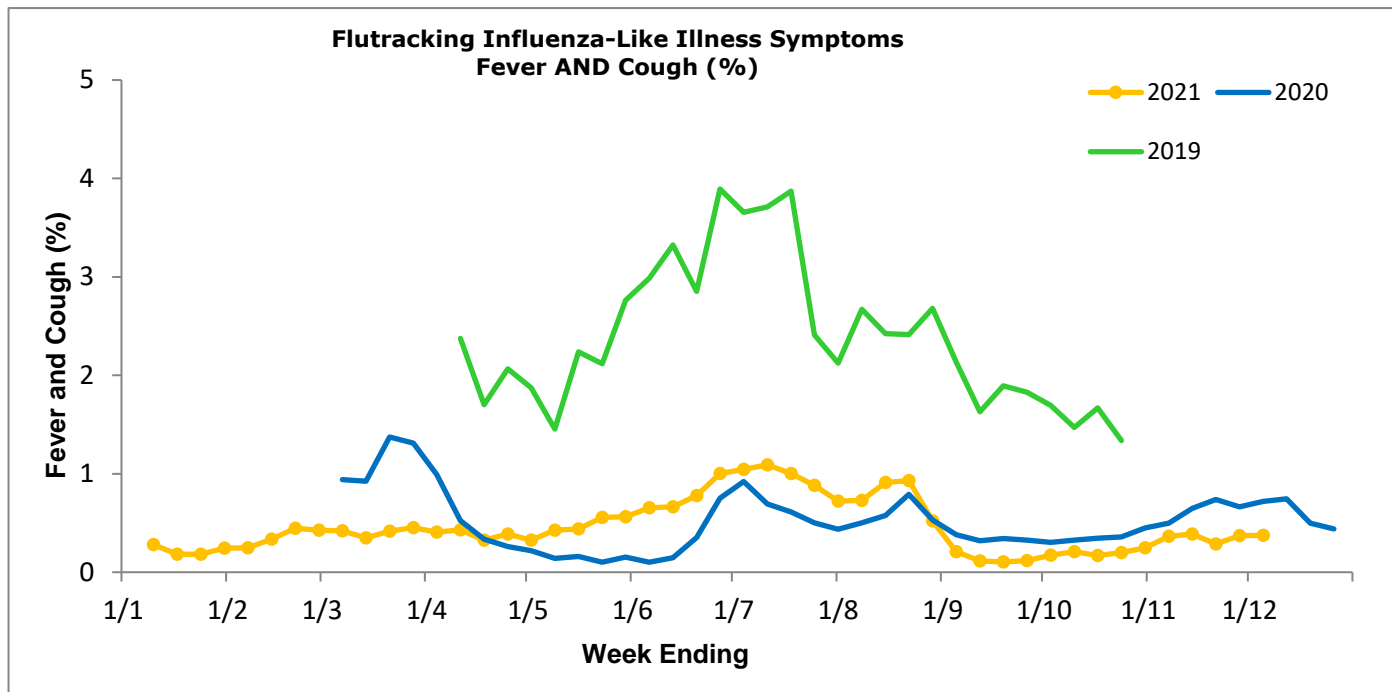
Fever AND cough was reported by 3.0% of participants aged less than 5 years, 1.0% of participants aged 5-17 years, 0.3% of participants aged 18-64 years, and 0.1% of participants aged 65 years or older.

Self-reported COVID-19 and influenza testing

	Week ending 05 December 2021	Week ending 28 November 2021
Tested for influenza (% of fever & cough)	2 (2.0%)	4 (4.0%)
Tested for COVID-19 (% of fever & cough)	40 (40.0%)	47 (47.0%)
Result positive for influenza (% of fever & cough)	0 (0.0%)	0 (0.0%)
Result positive for COVID-19 (% of fever & cough)	0 (0.0%)	0 (0.0%)

The data presented here should not be treated as authoritative and should always be interpreted together with other trusted sources from the

[New Zealand Influenza Intelligence Report](#)



COVID-19 Vaccination Rates

Vaccinated participants:	At least 1 dose (%)	2 doses (%)

12-17 years	49.1	47.2
18-64 years	99.2	98.2
65+ years	99.4	99.1
Working with patients	99.8	99.5
Vaccinated overall (%)	91.7	90.8

To join the survey or find out more information: info.flutracking.net

Contact the Flutracking Team: nzmoh.flutracking@moh.govt.nz