

# Weekly Interim Report New Zealand

**Week ending 26 December 2021**

**Low levels of influenza-like illness activity**  
**(FluTracking is an online self-reporting ILI surveillance system.**  
**Care should be taken when interpreting this report)**

This survey was sent on Monday, 27 December 2021 at 01:11 am and by 10:00 am, Monday 20 December we had received 23503 responses (25884 last week) from 13859 people responding for themselves and 9644 household members across New Zealand.

## Respondent numbers by jurisdiction

State	Respondents	Percentage
North Island	17,451	74.3%
South Island	6,052	25.7%
New Zealand	23,503	100.0%

Across New Zealand, Fever AND Cough was reported by 0.4% participants. Fever, cough and absence from normal duties was reported by 0.2% participants.

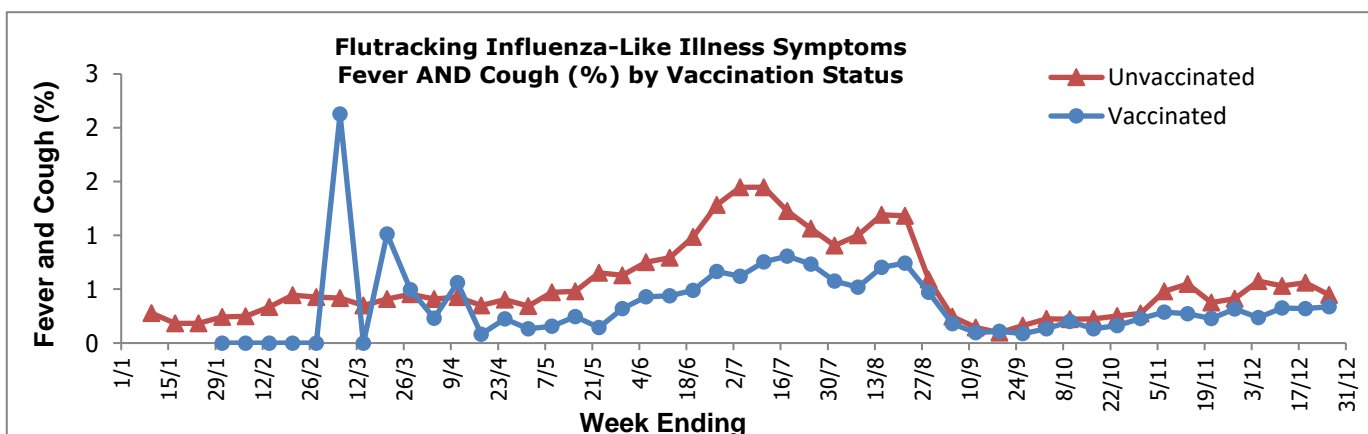
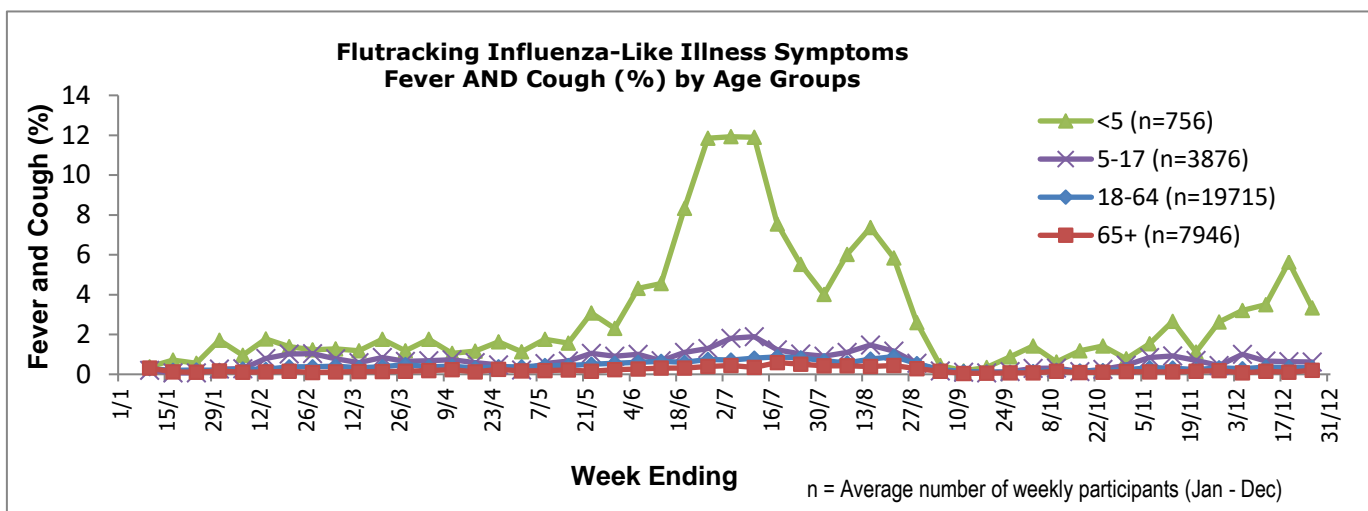
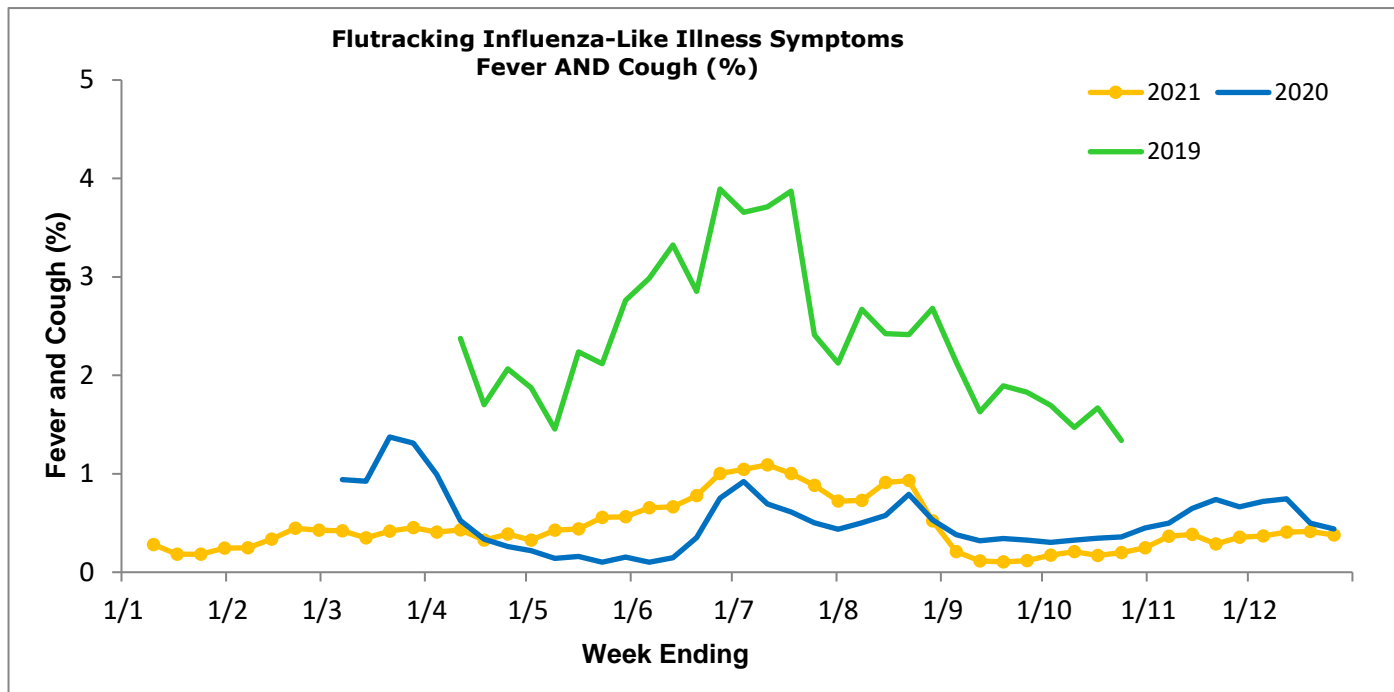
Fever AND cough was reported by 3.3% of participants aged less than 5 years, 0.6% of participants aged 5-17 years, 0.3% of participants aged 18-64 years, and 0.2% of participants aged 65 years or older.

## Self-reported COVID-19 and influenza testing

	Week ending 26 December 2021	Week ending 19 December 2021
Tested for influenza (% of fever & cough)	1 (1.1%)	3 (2.8%)
Tested for COVID-19 (% of fever & cough)	31 (34.8%)	49 (45.0%)
Result positive for influenza (% of fever & cough)	0 (0.0%)	0 (0.0%)
Result positive for COVID-19 (% of fever & cough)	0 (0.0%)	0 (0.0%)

**The data presented here should not be treated as authoritative and should always be interpreted together with other trusted sources from the**

[New Zealand Influenza Intelligence Report](#)



#### COVID-19 Vaccination Rates

Vaccinated participants:	At least 1 dose (%)	2 doses (%)

12-17 years	50.4	48.8
18-64 years	99.4	98.8
65+ years	99.5	99.3
Working with patients	99.8	99.6
Vaccinated overall (%)	92.5	91.9

To join the survey or find out more information: [info.flutracking.net](http://info.flutracking.net)

Contact the Flutracking Team: [nzmoh.flutracking@moh.govt.nz](mailto:nzmoh.flutracking@moh.govt.nz)