

Weekly Interim Report New Zealand

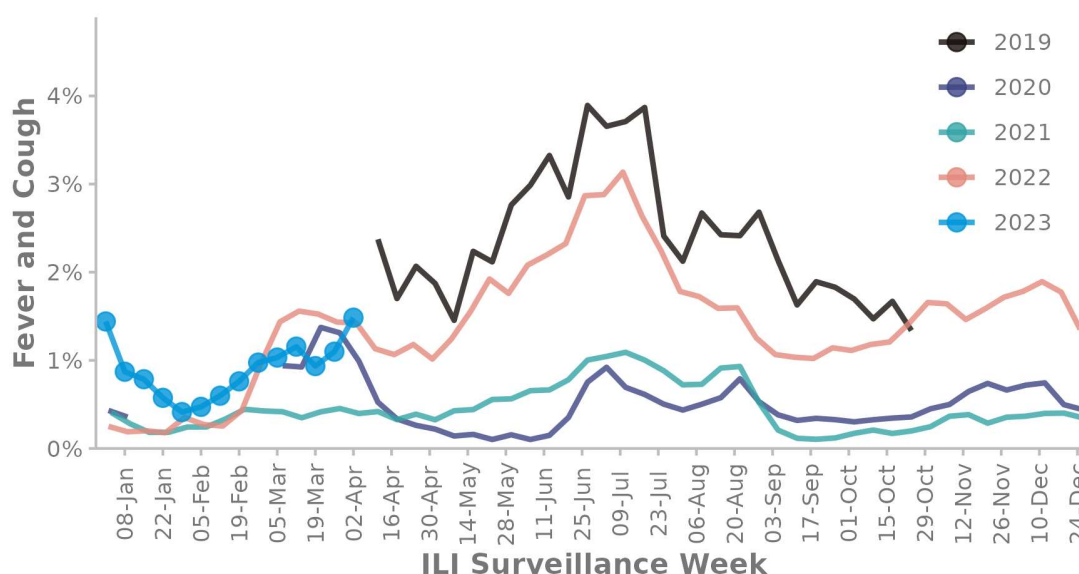
ESR

Week Ending 02 April 2023

Rising levels of respiratory illness activity. Fever, cough and absence from normal duties was reported by 1.1% participants

(FluTracking is an online self-reporting respiratory illness surveillance system. Care should be taken when interpreting this report)

FIGURE 1. FLUTRACKING FEVER AND COUGH SYMPTOMS



This survey was sent on 03 April 2023 01:01 AM and by 06 April 2023 08:30 am we had received 34,428 responses (13,694 last week) from 20,885 people responding for themselves and 13,543 household members across New Zealand. Please note over the summer period there will be a reduced sample size for FluTracking, as participants have been given the option to opt-out until April 2023.

Across New Zealand, fever AND cough was reported by 1.5% of participants. Fever, cough and absence from normal duties was reported by 1.1% participants. fever AND cough was reported by 4.7% of participants aged less than 5 years, 2.4% of participants aged 5-17 years, 1.6% of participants aged 18-64 years, and 1% of participants aged 65 years or older.

The data presented here should not be treated as authoritative and should always be interpreted together with other trusted sources from the [New Zealand Influenza Intelligence Report](#)

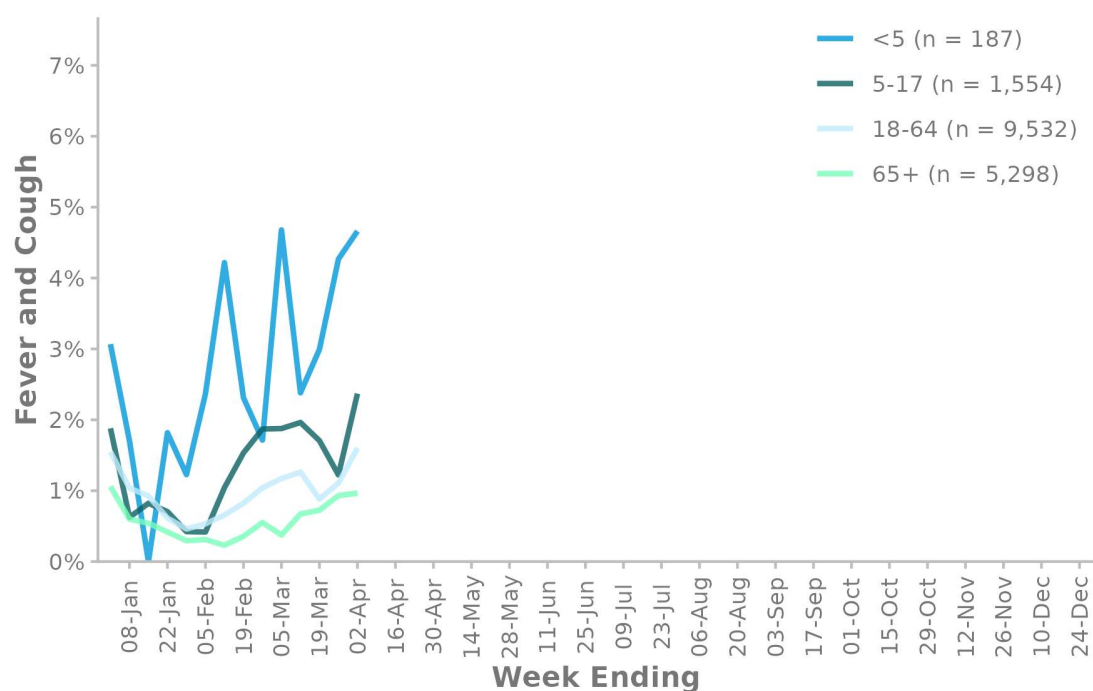
TABLE 1. RESPONDENT NUMBERS BY JURISDICTION

Jurisdiction	Respondents	Percentage
North Island	25,211	73.2%
South Island	9,217	26.8%
New Zealand	34,428	100%

TABLE 2. SELF-REPORTED COVID-19 AND INFLUENZA TESTING

	Week Ending	
(% of fever and cough)	26 March 2023	02 April 2023
Tested for influenza	2 (1.3%)	6 (1.2%)
Result positive for influenza	1 (0.7%)	1 (0.2%)
Tested for COVID-19	137 (89.5%)	433 (84.7%)
Result positive for COVID-19	71 (46.4%)	207 (40.5%)

FIGURE 2. FLUTRACKING FEVER AND COUGH SYMPTOMS BY AGE GROUP



n = number of participants for current week

FIGURE 3. FLUTRACKING FEVER AND COUGH SYMPTOMS BY INFLUENZA VACCINATION STATUS

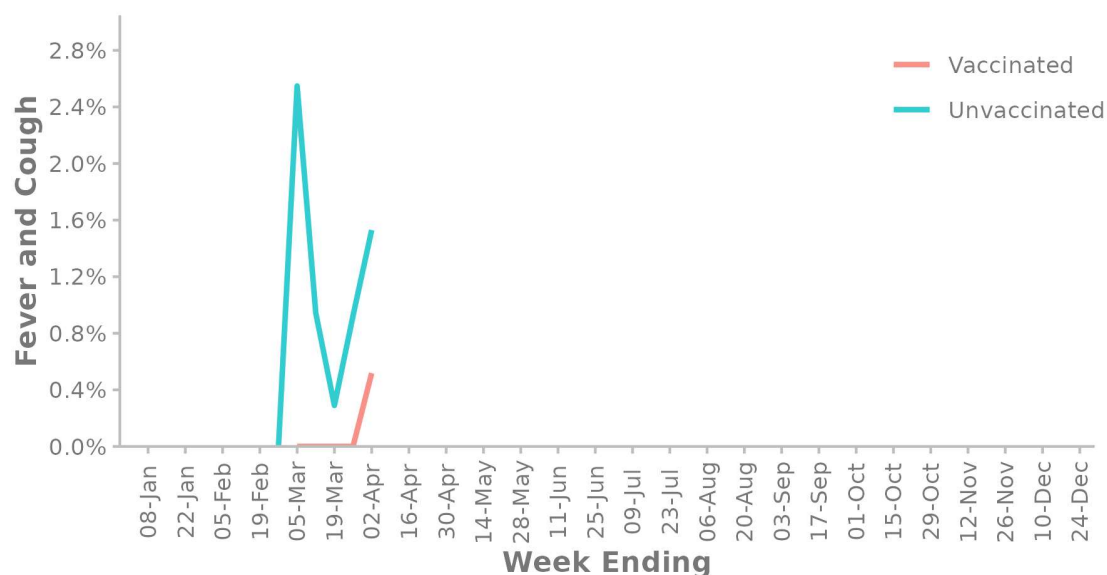


TABLE 3. COVID-19 VACCINATION RATES

Vaccinated participants	At least 1 dose (%)	... 2 doses (%)	... 3 doses (%)	... 4 doses (%)
5-17 years	93.4	86.4	8.4	0.3
18-64 years	99.7	99.5	95.6	42.1
65 + years	99.7	99.6	98.5	84.1
Working with patients	99.7	99.7	98.7	65.2
Vaccinated overall	97.8	97.1	87.4	52.7

Contact the Flutracking Team: flutracking.nz@esr.cri.nz To join the survey or find out more information:
info.flutracking.net