

Weekly Interim Report New Zealand

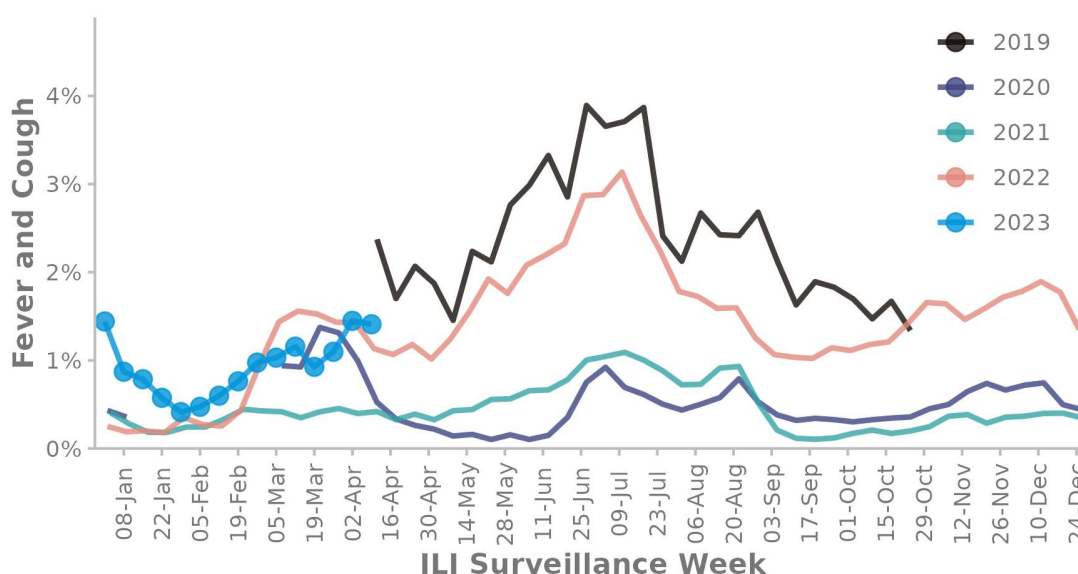
ESR

Week Ending 09 April 2023

Low levels of respiratory illness activity. Fever, cough and absence from normal duties was reported by 0.9% participants

(FluTracking is an online self-reporting respiratory illness surveillance system. Care should be taken when interpreting this report)

FIGURE 1. FLUTRACKING FEVER AND COUGH SYMPTOMS



This survey was sent on 10 April 2023 01:01 AM and by 13 April 2023 08:30 am we had received 34,351 responses (34,434 last week) from 20,994 people responding for themselves and 13,357 household members across New Zealand.

Across New Zealand, fever AND cough was reported by 1.4% of participants. Fever, cough and absence from normal duties was reported by 0.9% participants. fever AND cough was reported by 4.5% of participants aged less than 5 years, 2% of participants aged 5-17 years, 1.5% of participants aged 18-64 years, and 1% of participants aged 65 years or older.

The data presented here should not be treated as authoritative and should always be interpreted together with other trusted sources from the [New Zealand Influenza Intelligence Report](#)

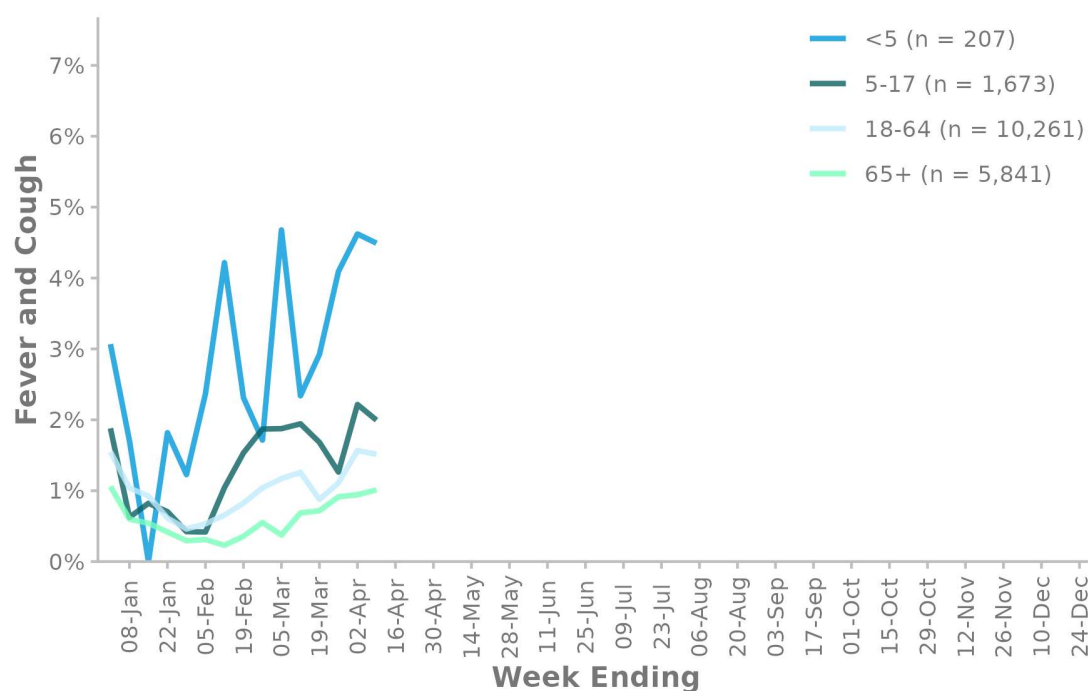
TABLE 1. RESPONDENT NUMBERS BY JURISDICTION

Jurisdiction	Respondents	Percentage
North Island	25,124	73.1%
South Island	9,227	26.9%
New Zealand	34,351	100%

TABLE 2. SELF-REPORTED COVID-19 AND INFLUENZA TESTING

(% of fever and cough)	Week Ending	
	02 April 2023	09 April 2023
Tested for influenza	8 (1.6%)	9 (1.9%)
Result positive for influenza	2 (0.4%)	1 (0.2%)
Tested for COVID-19	440 (86.1%)	396 (81.8%)
Result positive for COVID-19	213 (41.7%)	202 (41.7%)

FIGURE 2. FLUTRACKING FEVER AND COUGH SYMPTOMS BY AGE GROUP



n = number of participants for current week

FIGURE 3. FLUTRACKING FEVER AND COUGH SYMPTOMS BY INFLUENZA VACCINATION STATUS

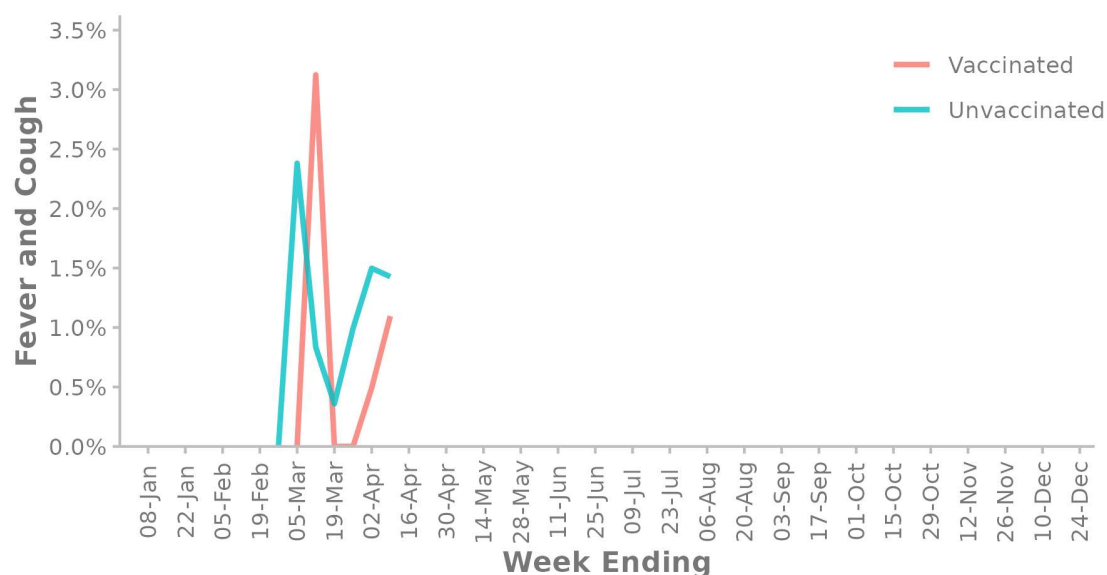


TABLE 3. COVID-19 VACCINATION RATES

Vaccinated participants	At least 1 dose (%)	... 2 doses (%)	... 3 doses (%)	... 4 doses (%)
5-17 years	93.3	86.0	8.5	0.3
18-64 years	99.6	99.5	95.7	45.5
65 + years	99.7	99.6	98.5	84.6
Working with patients	99.7	99.6	98.8	67.1
Vaccinated overall	97.8	97.1	87.9	55.3

Contact the FluTracking Team: flutracking.nz@esr.cri.nz To join the survey or find out more information:
info.flutracking.net