

Weekly Interim Report New Zealand

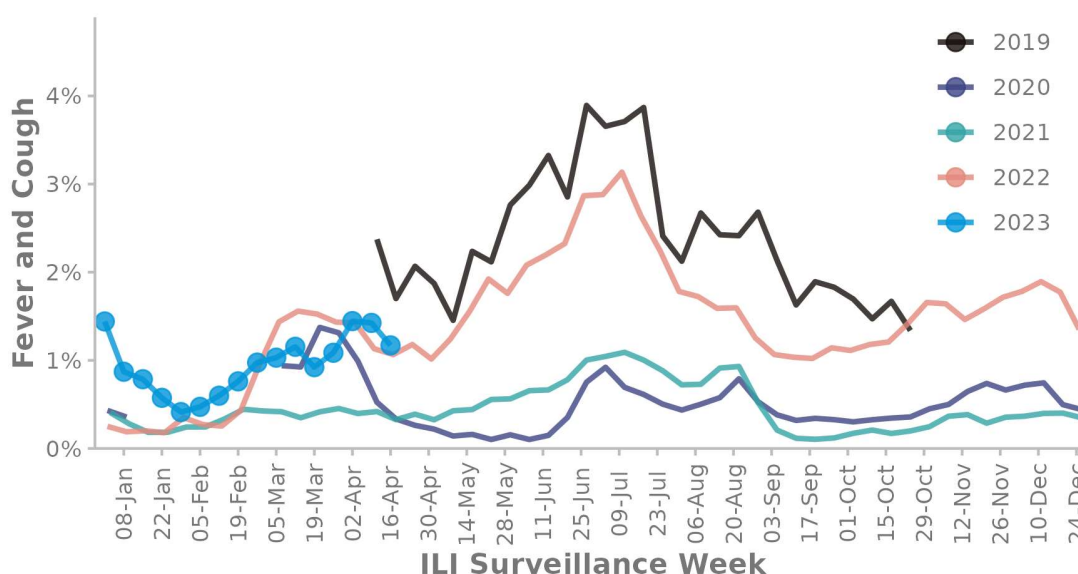
ESR

Week Ending 16 April 2023

Low levels of respiratory illness activity. Fever, cough and absence from normal duties was reported by 0.8% participants

(FluTracking is an online self-reporting respiratory illness surveillance system. Care should be taken when interpreting this report)

FIGURE 1. FLUTRACKING FEVER AND COUGH SYMPTOMS



This survey was sent on 17 April 2023 01:01 AM and by 20 April 2023 08:30 am we had received 35,484 responses (35,139 last week) from 21,640 people responding for themselves and 13,844 household members across New Zealand. Please note over the summer period there will be a reduced sample size for FluTracking, as participants have been given the option to opt-out until April 2023.

Across New Zealand, fever AND cough was reported by 1.2% of participants. Fever, cough and absence from normal duties was reported by 0.8% participants. fever AND cough was reported by 3.9% of participants aged less than 5 years, 1.2% of participants aged 5-17 years, 1.4% of participants aged 18-64 years, and 0.8% of participants aged 65 years or older.

The data presented here should not be treated as authoritative and should always be interpreted together with other trusted sources from the [New Zealand Influenza Intelligence Report](#)

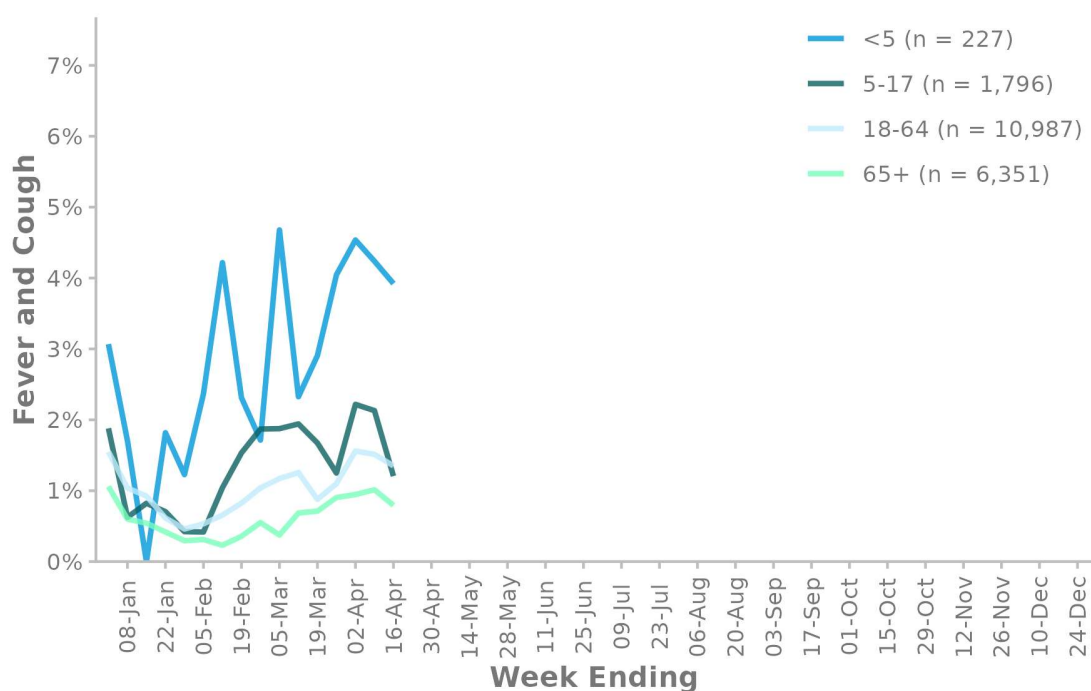
TABLE 1. RESPONDENT NUMBERS BY JURISDICTION

Jurisdiction	Respondents	Percentage
North Island	25,978	73.2%
South Island	9,506	26.8%
New Zealand	35,484	100%

TABLE 2. SELF-REPORTED COVID-19 AND INFLUENZA TESTING

(% of fever and cough)	Week Ending	
	09 April 2023	16 April 2023
Tested for influenza	13 (2.6%)	7 (1.7%)
Result positive for influenza	2 (0.4%)	2 (0.5%)
Tested for COVID-19	413 (83.6%)	330 (79.5%)
Result positive for COVID-19	208 (42.1%)	166 (40%)

FIGURE 2. FLUTRACKING FEVER AND COUGH SYMPTOMS BY AGE GROUP



n = number of participants for current week

FIGURE 3. FLUTRACKING FEVER AND COUGH SYMPTOMS BY INFLUENZA VACCINATION STATUS

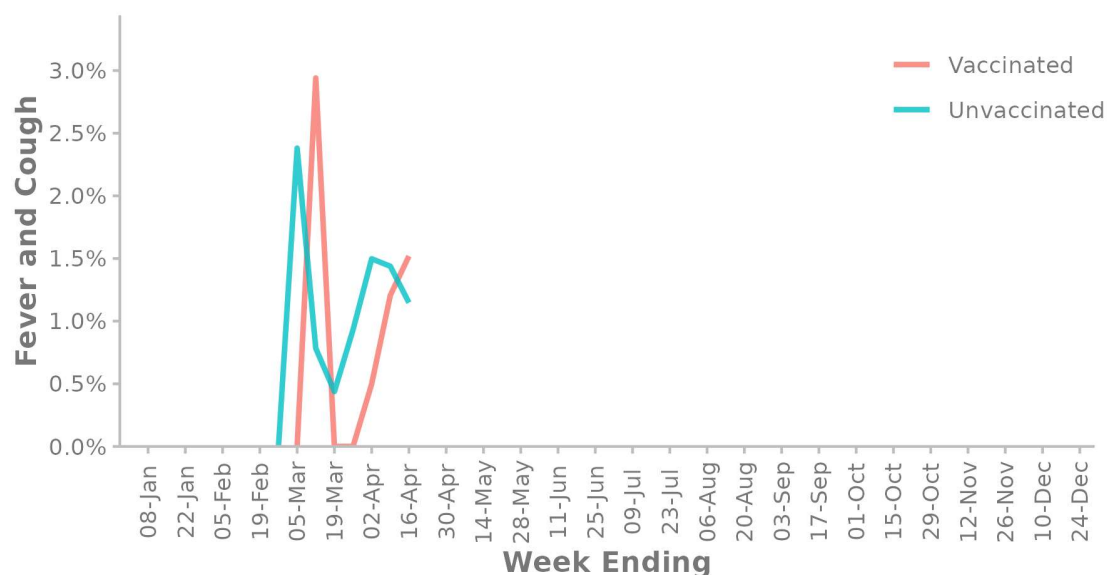


TABLE 3. COVID-19 VACCINATION RATES

Vaccinated participants	At least 1 dose (%)	... 2 doses (%)	... 3 doses (%)	... 4 doses (%)
5-17 years	93.6	86.0	8.9	0.4
18-64 years	99.6	99.5	95.6	47.6
65 + years	99.7	99.6	98.6	85.3
Working with patients	99.7	99.6	98.9	68.4
Vaccinated overall	97.8	97.1	87.7	56.5

Contact the Flutracking Team: flutracking.nz@esr.cri.nz To join the survey or find out more information: info.flutracking.net