

Weekly Interim Report New Zealand

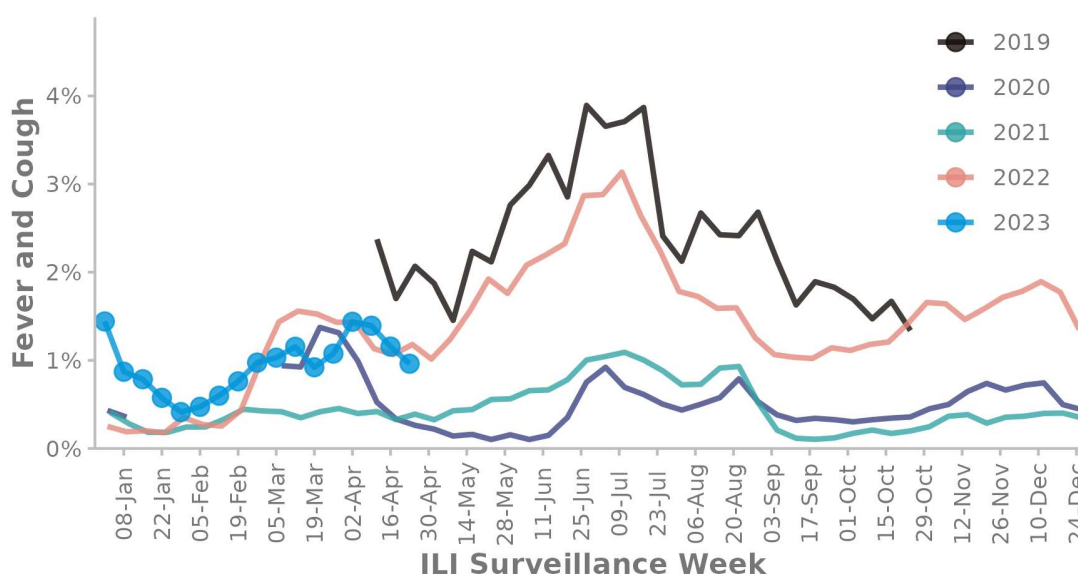
ESR

Week Ending 23 April 2023

Low levels of respiratory illness activity. Fever, cough and absence from normal duties was reported by 0.6% participants

(FluTracking is an online self-reporting respiratory illness surveillance system. Care should be taken when interpreting this report)

FIGURE 1. FLUTRACKING FEVER AND COUGH SYMPTOMS



This survey was sent on 24 April 2023 01:01 AM and by 27 April 2023 08:30 am we had received 35,263 responses (35,491 last week) from 21,522 people responding for themselves and 13,741 household members across New Zealand. Please note over the summer period there will be a reduced sample size for FluTracking, as participants have been given the option to opt-out until April 2023.

Across New Zealand, fever AND cough was reported by 1% of participants. Fever, cough and absence from normal duties was reported by 0.6% participants. fever AND cough was reported by 4.6% of participants aged less than 5 years, 0.9% of participants aged 5-17 years, 1% of participants aged 18-64 years, and 0.8% of participants aged 65 years or older.

The data presented here should not be treated as authoritative and should always be interpreted together with other trusted sources from the [New Zealand Influenza Intelligence Report](#)

TABLE 1. RESPONDENT NUMBERS BY JURISDICTION

Jurisdiction	Respondents	Percentage
North Island	25,796	73.2%
South Island	9,467	26.8%
New Zealand	35,263	100%

TABLE 2. SELF-REPORTED COVID-19 AND INFLUENZA TESTING

	Week Ending	
(% of fever and cough)	16 April 2023	23 April 2023
Tested for influenza	8 (1.9%)	4 (1.2%)
Result positive for influenza	3 (0.7%)	1 (0.3%)
Tested for COVID-19	338 (81.4%)	279 (82.3%)
Result positive for COVID-19	175 (42.2%)	117 (34.5%)

FIGURE 2. FLUTRACKING FEVER AND COUGH SYMPTOMS BY AGE GROUP

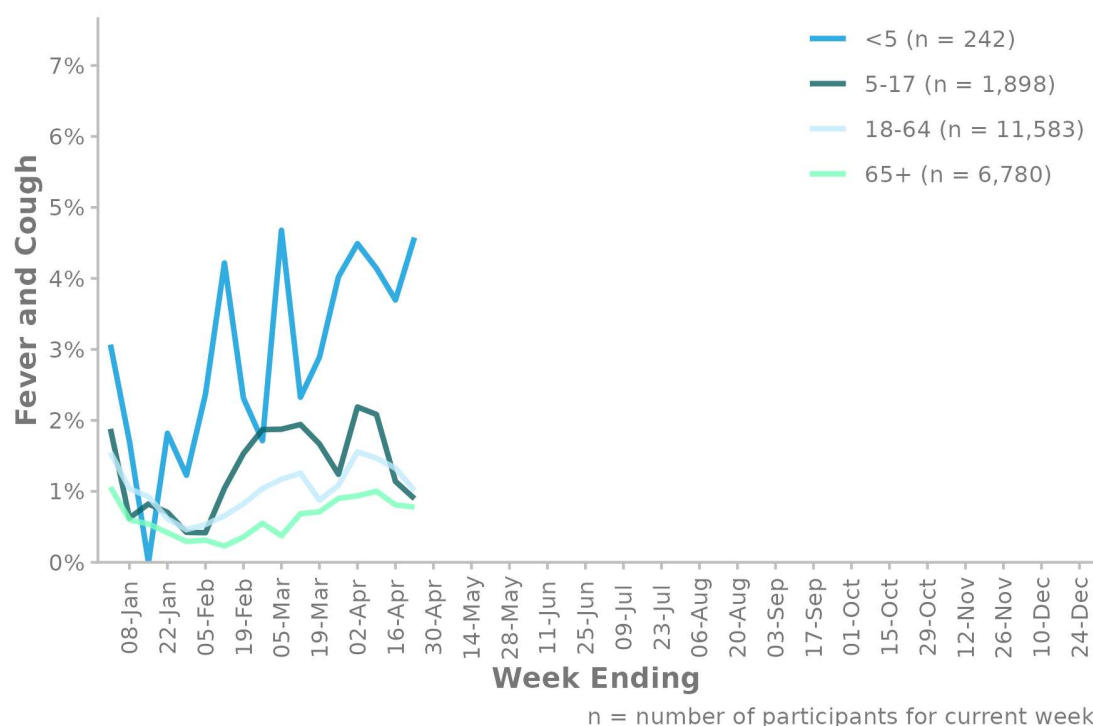


FIGURE 3. FLUTRACKING FEVER AND COUGH SYMPTOMS BY INFLUENZA VACCINATION STATUS

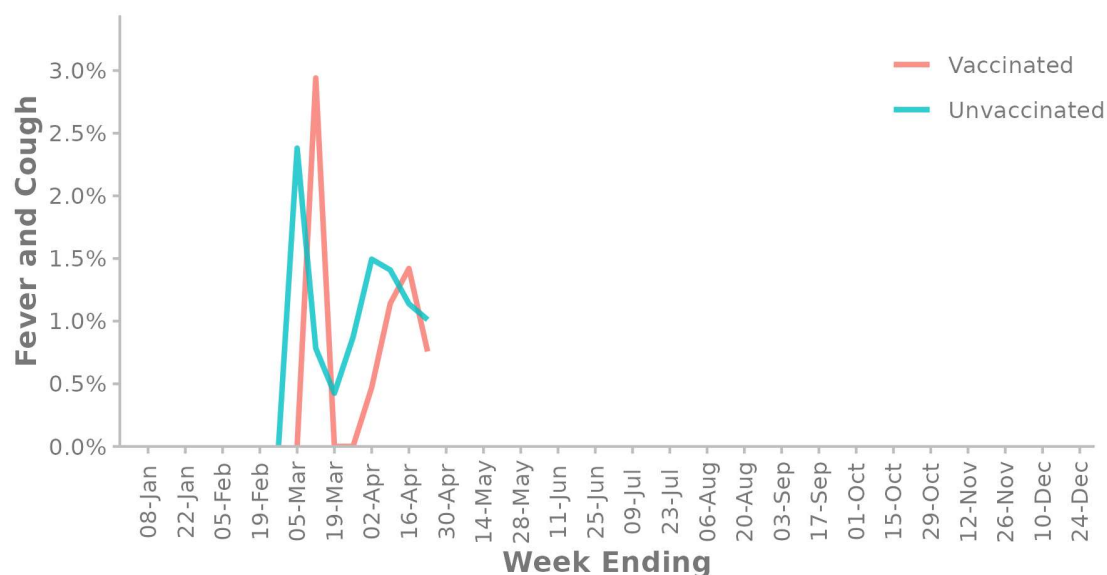


TABLE 3. COVID-19 VACCINATION RATES

Vaccinated participants	At least 1 dose (%)	... 2 doses (%)	... 3 doses (%)	... 4 doses (%)
5-17 years	93.8	86.6	9.1	0.6
18-64 years	99.6	99.5	95.7	50.6
65 + years	99.7	99.6	98.5	86.2
Working with patients	99.7	99.5	98.8	69.4
Vaccinated overall	97.9	97.1	87.9	58.5

Contact the Flutracking Team: flutracking.nz@esr.cri.nz To join the survey or find out more information: info.flutracking.net