

Weekly Interim Report New Zealand

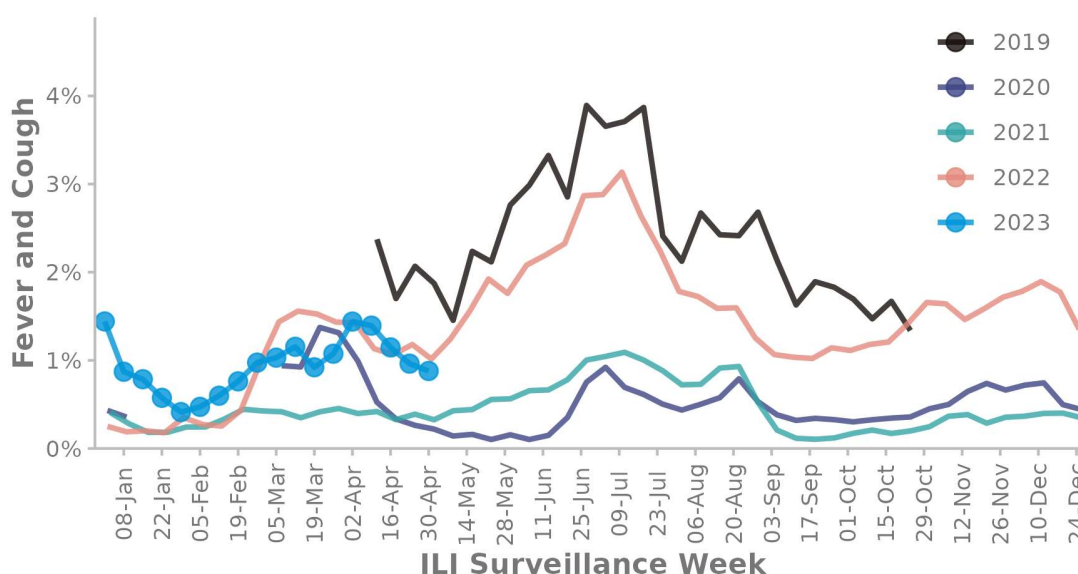
ESR

Week Ending 30 April 2023

Low levels of respiratory illness activity. Fever, cough and absence from normal duties was reported by 0.6% participants

(FluTracking is an online self-reporting respiratory illness surveillance system. Care should be taken when interpreting this report)

FIGURE 1. FLUTRACKING FEVER AND COUGH SYMPTOMS



This survey was sent on 01 May 2023 01:01 AM and by 04 May 2023 08:30 am we had received 35,724 responses (35,256 last week) from 21,841 people responding for themselves and 13,883 household members across New Zealand. Please note over the summer period there will be a reduced sample size for FluTracking, as participants have been given the option to opt-out until April 2023.

Across New Zealand, fever AND cough was reported by 0.9% of participants. Fever, cough and absence from normal duties was reported by 0.6% participants. fever AND cough was reported by 3.4% of participants aged less than 5 years, 0.9% of participants aged 5-17 years, 1% of participants aged 18-64 years, and 0.6% of participants aged 65 years or older.

The data presented here should not be treated as authoritative and should always be interpreted together with other trusted sources from the [New Zealand Influenza Intelligence Report](#)

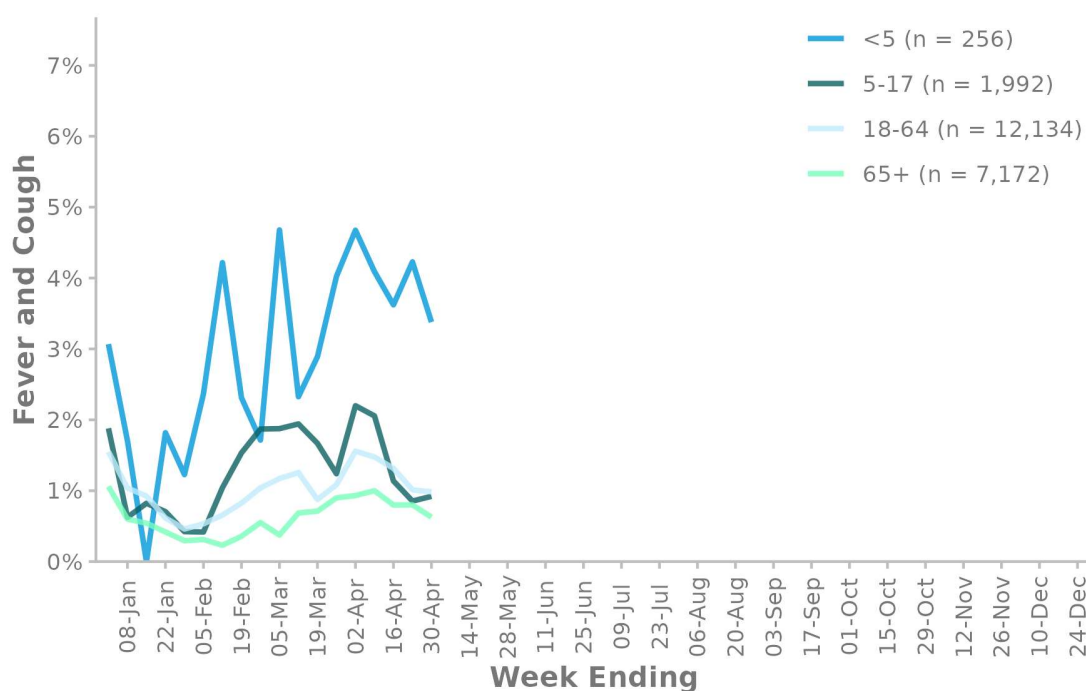
TABLE 1. RESPONDENT NUMBERS BY JURISDICTION

Jurisdiction	Respondents	Percentage
North Island	26,123	73.1%
South Island	9,601	26.9%
New Zealand	35,724	100%

TABLE 2. SELF-REPORTED COVID-19 AND INFLUENZA TESTING

(% of fever and cough)	Week Ending	
	23 April 2023	30 April 2023
Tested for influenza	4 (1.2%)	4 (1.3%)
Result positive for influenza	1 (0.3%)	1 (0.3%)
Tested for COVID-19	280 (82.6%)	247 (78.7%)
Result positive for COVID-19	119 (35.1%)	116 (36.9%)

FIGURE 2. FLUTRACKING FEVER AND COUGH SYMPTOMS BY AGE GROUP



n = number of participants for current week

FIGURE 3. FLUTRACKING FEVER AND COUGH SYMPTOMS BY INFLUENZA VACCINATION STATUS

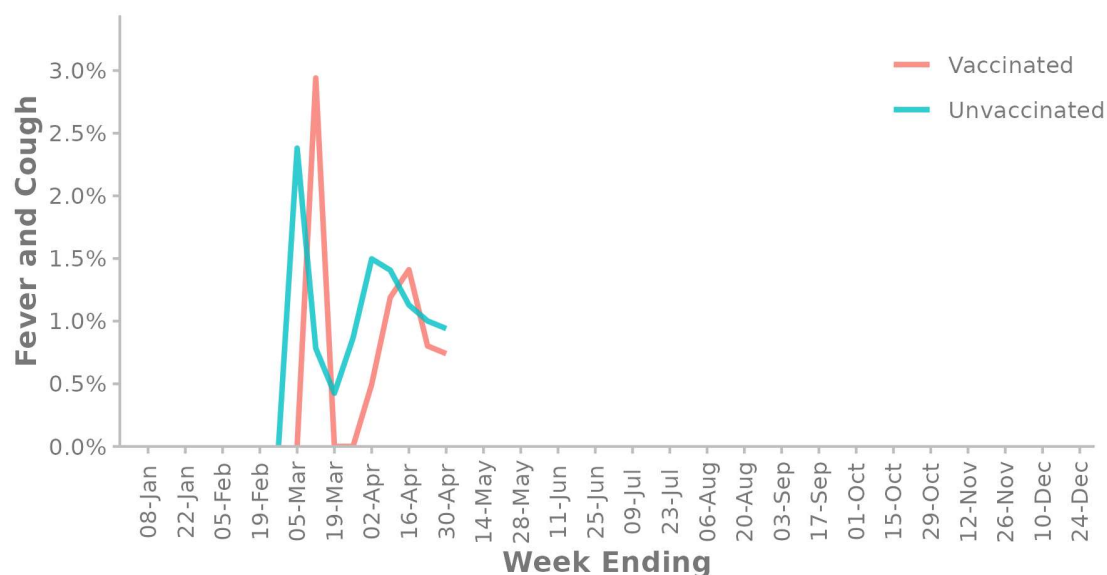


TABLE 3. COVID-19 VACCINATION RATES

Vaccinated participants	At least 1 dose (%)	... 2 doses (%)	... 3 doses (%)	... 4 doses (%)
5-17 years	93.7	86.4	9.1	0.5
18-64 years	99.7	99.5	95.8	52.4
65 + years	99.7	99.6	98.5	87.0
Working with patients	99.7	99.6	98.8	70.3
Vaccinated overall	97.9	97.2	87.9	59.7

Contact the FluTracking Team: flutracking.nz@esr.cri.nz To join the survey or find out more information: info.flutracking.net