

# Weekly Interim Report New Zealand

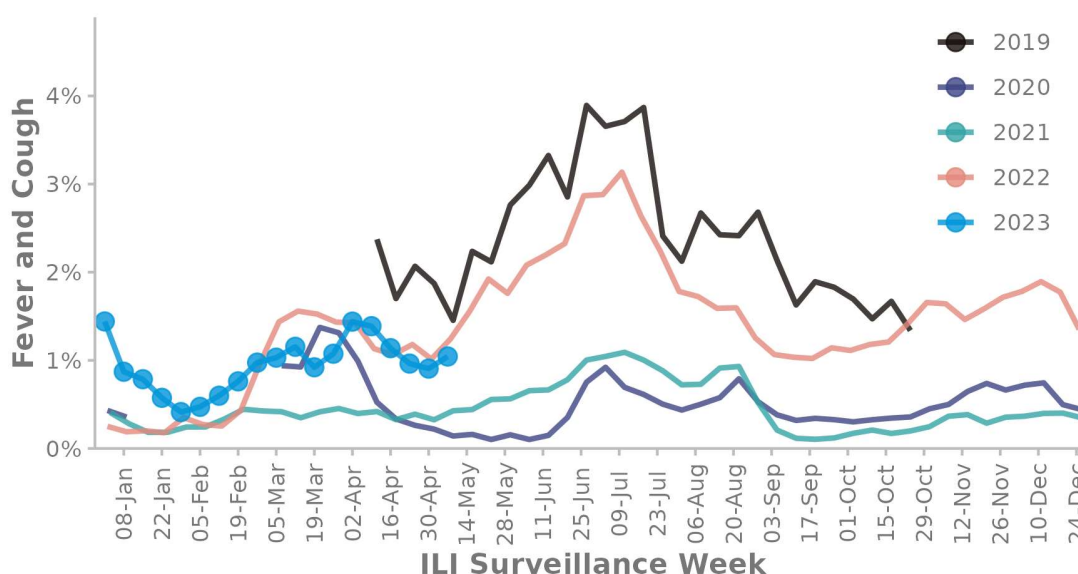
ESR

Week Ending 07 May 2023

Low levels of respiratory illness activity. Fever, cough and absence from normal duties was reported by 0.7% participants

*(FluTracking is an online self-reporting respiratory illness surveillance system. Care should be taken when interpreting this report)*

**FIGURE 1. FLUTRACKING FEVER AND COUGH SYMPTOMS**



This survey was sent on 08 May 2023 01:01 AM and by 11 May 2023 08:30 am we had received 35,842 responses (35,720 last week) from 21,849 people responding for themselves and 13,993 household members across New Zealand. Please note over the summer period there will be a reduced sample size for FluTracking, as participants have been given the option to opt-out until April 2023.

Across New Zealand, fever AND cough was reported by 1% of participants. Fever, cough and absence from normal duties was reported by 0.7% participants. fever AND cough was reported by 4.2% of participants aged less than 5 years, 1.9% of participants aged 5-17 years, 1.1% of participants aged 18-64 years, and 0.6% of participants aged 65 years or older.

**The data presented here should not be treated as authoritative and should always be interpreted together with other trusted sources from the [New Zealand Influenza Intelligence Report](#)**

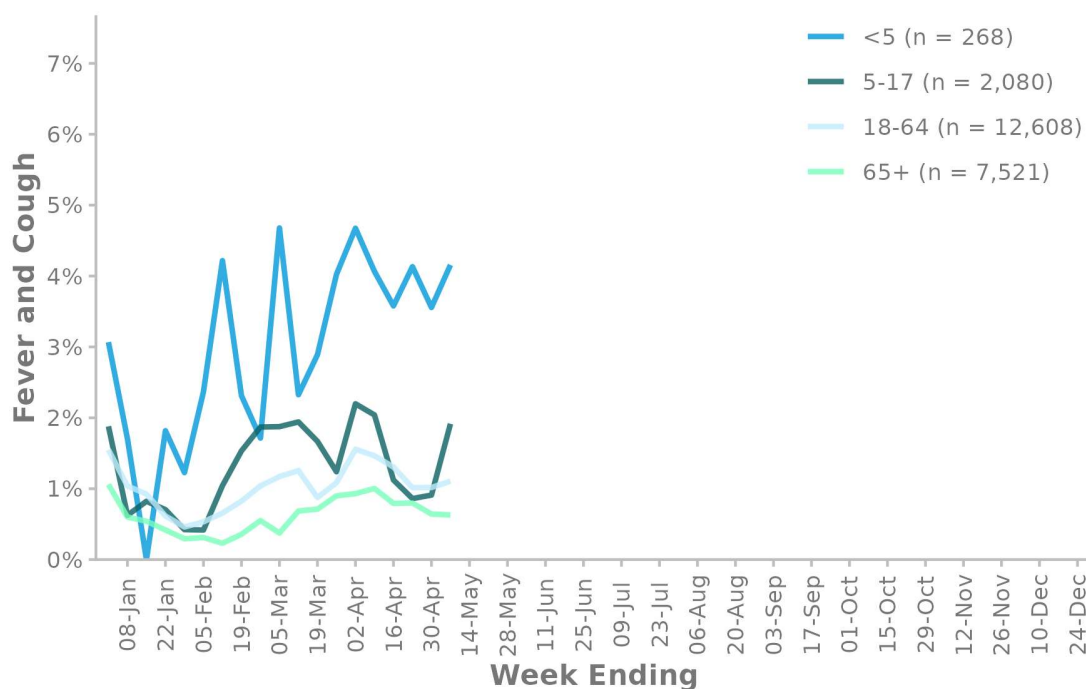
TABLE 1. RESPONDENT NUMBERS BY JURISDICTION

Jurisdiction	Respondents	Percentage
North Island	26,279	73.3%
South Island	9,563	26.7%
New Zealand	35,842	100%

TABLE 2. SELF-REPORTED COVID-19 AND INFLUENZA TESTING

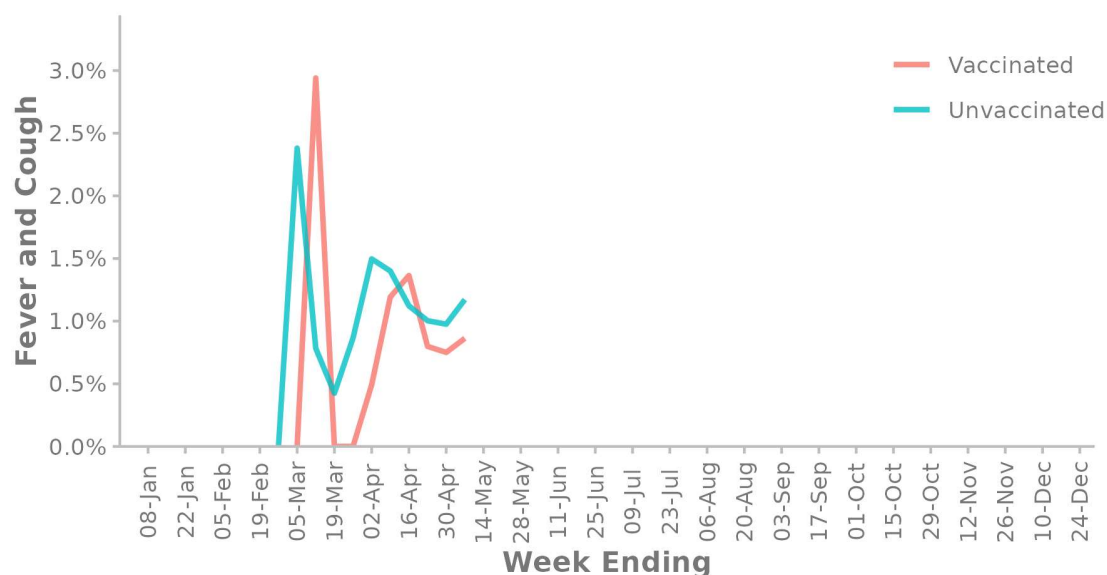
(% of fever and cough)	Week Ending	
	30 April 2023	07 May 2023
Tested for influenza	7 (2.2%)	2 (0.5%)
Result positive for influenza	1 (0.3%)	0 (0%)
Tested for COVID-19	252 (80.3%)	290 (77.5%)
Result positive for COVID-19	119 (37.9%)	127 (34%)

FIGURE 2. FLUTRACKING FEVER AND COUGH SYMPTOMS BY AGE GROUP



n = number of participants for current week

**FIGURE 3. FLUTRACKING FEVER AND COUGH SYMPTOMS BY INFLUENZA VACCINATION STATUS**



**TABLE 3. COVID-19 VACCINATION RATES**

Vaccinated participants	At least 1 dose (%)	... 2 doses (%)	... 3 doses (%)	... 4 doses (%)
5-17 years	93.7	86.7	9.0	0.6
18-64 years	99.6	99.5	95.8	54.2
65 + years	99.7	99.6	98.5	87.3
Working with patients	99.7	99.7	98.8	71.6
Vaccinated overall	97.9	97.2	87.8	60.7

Contact the FluTracking Team: [flutracking.nz@esr.cri.nz](mailto:flutracking.nz@esr.cri.nz) To join the survey or find out more information:  
[info.flutracking.net](http://info.flutracking.net)