

Weekly Interim Report New Zealand

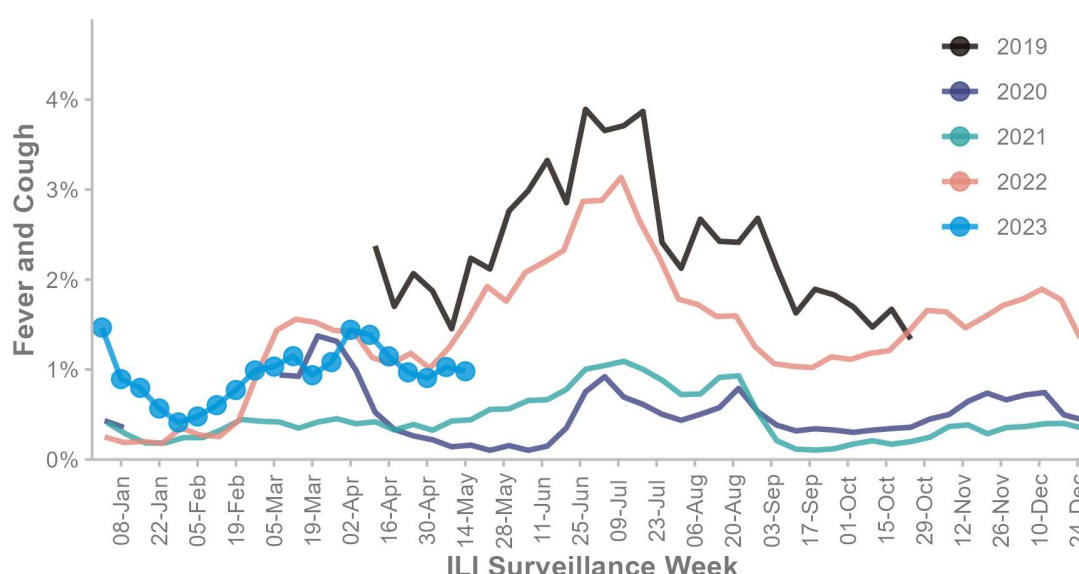
ESR

Week Ending 14 May 2023

Low levels of respiratory illness activity. Fever, cough and absence from normal duties was reported by 0.7% participants

(FluTracking is an online self-reporting respiratory illness surveillance system. Care should be taken when interpreting this report)

FIGURE 1. FLUTRACKING FEVER AND COUGH SYMPTOMS



This survey was sent on 15 May 2023 01:01 am and by 18 May 2023 08:30 am we had received 35,899 responses (36,010 last week) from 21,866 people responding for themselves and 14,033 household members across New Zealand. Please note over the summer period there will be a reduced sample size for FluTracking, as participants have been given the option to opt-out until April 2023.

Across New Zealand, fever AND cough was reported by 1% of participants. Fever, cough and absence from normal duties was reported by 0.7% participants. fever AND cough was reported by 6% of participants aged less than 5 years, 2.2% of participants aged 5-17 years, 1% of participants aged 18-64 years, and 0.5% of participants aged 65 years or older.

The data presented here should not be treated as authoritative and should always be interpreted together with other trusted sources from the [New Zealand Influenza Intelligence Report](#)

TABLE 1. RESPONDENT NUMBERS BY JURISDICTION

Jurisdiction	Respondents	Percentage
North Island	26,292	73.2%
South Island	9,607	26.8%
New Zealand	35,899	100%

TABLE 2. SELF-REPORTED COVID-19 AND INFLUENZA TESTING

	Week Ending	
(% of fever and cough)	07 May 2023	14 May 2023
Tested for influenza	2 (0.5%)	8 (2.3%)
Result positive for influenza	0 (0%)	0 (0%)
Tested for COVID-19	303 (80.6%)	289 (82.1%)
Result positive for COVID-19	135 (35.9%)	107 (30.4%)

FIGURE 2. FLUTRACKING FEVER AND COUGH SYMPTOMS BY AGE GROUP

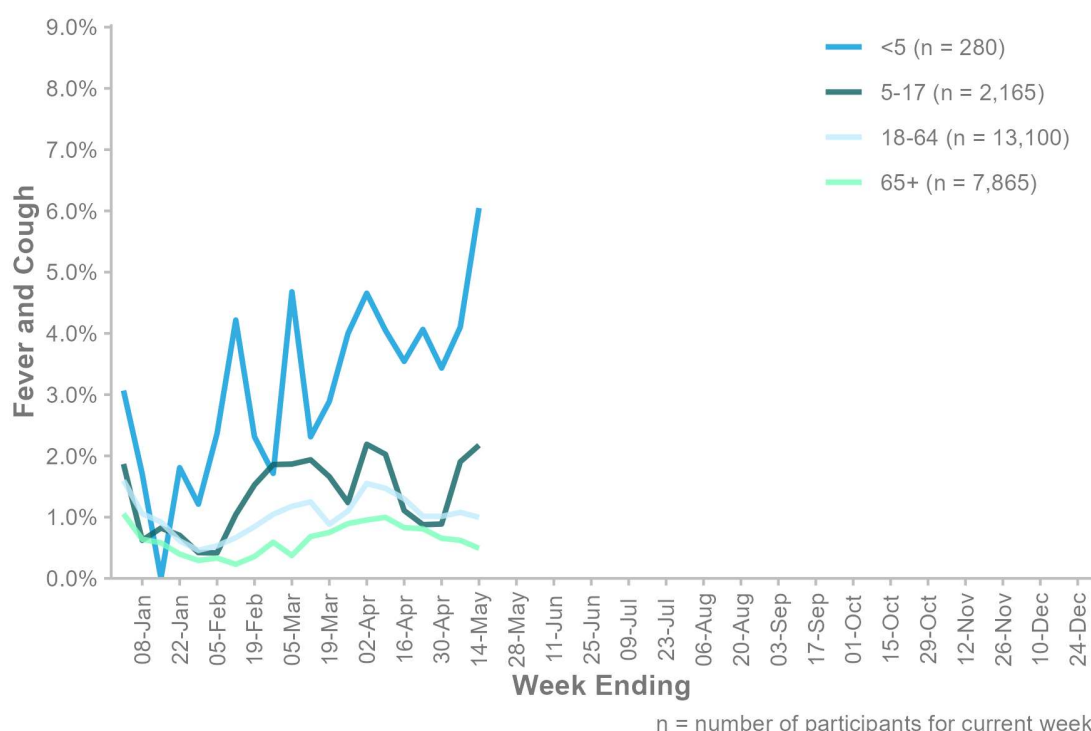


FIGURE 3. FLUTRACKING FEVER AND COUGH SYMPTOMS BY INFLUENZA VACCINATION STATUS

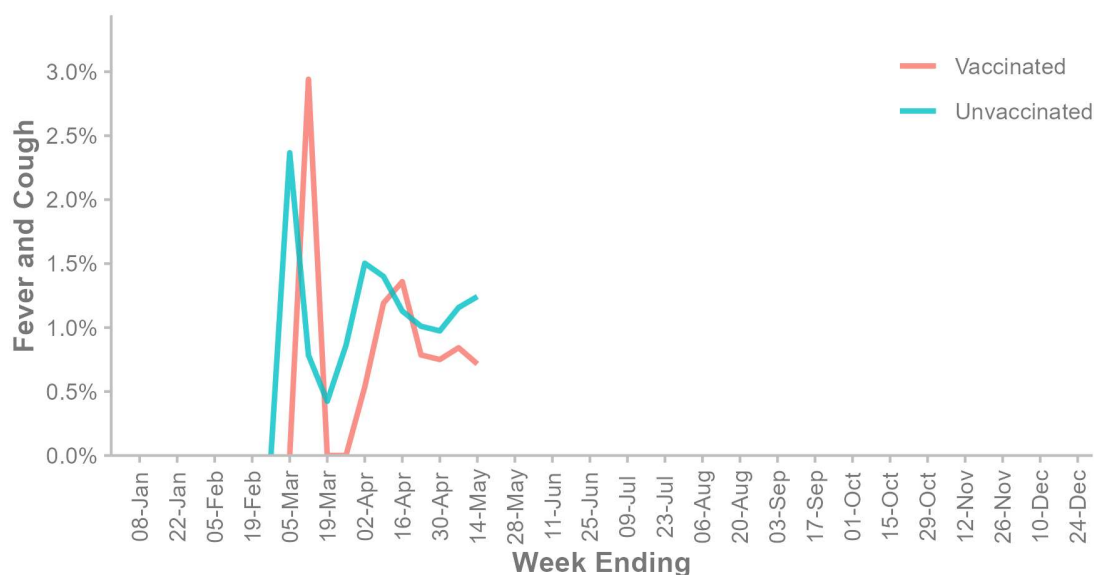


TABLE 3. COVID-19 VACCINATION RATES

Vaccinated participants	At least 1 dose (%)	... 2 doses (%)	... 3 doses (%)	... 4 doses (%)
5-17 years	93.7	86.4	8.9	0.6
18-64 years	99.6	99.5	95.7	55.4
65 + years	99.7	99.6	98.5	88.0
Working with patients	99.8	99.7	98.7	71.8
Vaccinated overall	97.9	97.2	87.7	61.6

Contact the FluTracking Team: flutracking.nz@esr.cri.nz To join the survey or find out more information:
info.flutracking.net