

# Weekly Interim Report New Zealand

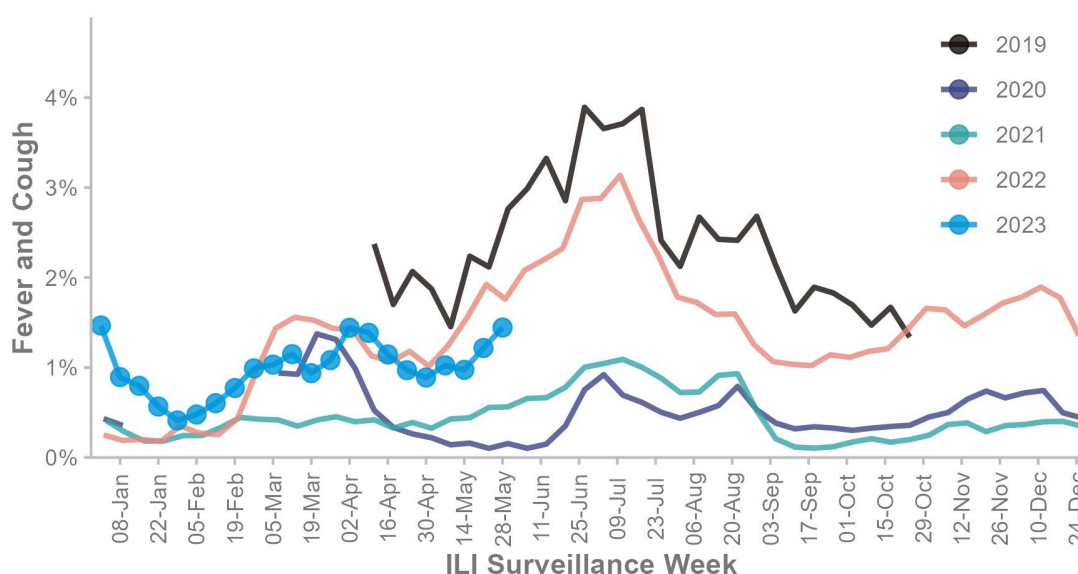
ESR

Week Ending 28 May 2023

Low levels of respiratory illness activity. Fever, cough and absence from normal duties was reported by 1.1% participants

*(FluTracking is an online self-reporting respiratory illness surveillance system. Care should be taken when interpreting this report)*

**FIGURE 1. FLUTRACKING FEVER AND COUGH SYMPTOMS**



This survey was sent on 29 May 2023 01:01 am and by 01 June 2023 08:30 am we had received 36,081 responses (36,669 last week) from 21,963 people responding for themselves and 14,118 household members across New Zealand.

Across New Zealand, fever AND cough was reported by 1.4% of participants. Fever, cough and absence from normal duties was reported by 1.1% participants. fever AND cough was reported by 7% of participants aged less than 5 years, 3.3% of participants aged 5-17 years, 1.5% of participants aged 18-64 years, and 0.7% of participants aged 65 years or older.

**The data presented here should not be treated as authoritative and should always be interpreted together with other trusted sources from the [New Zealand Influenza Intelligence Report](#)**

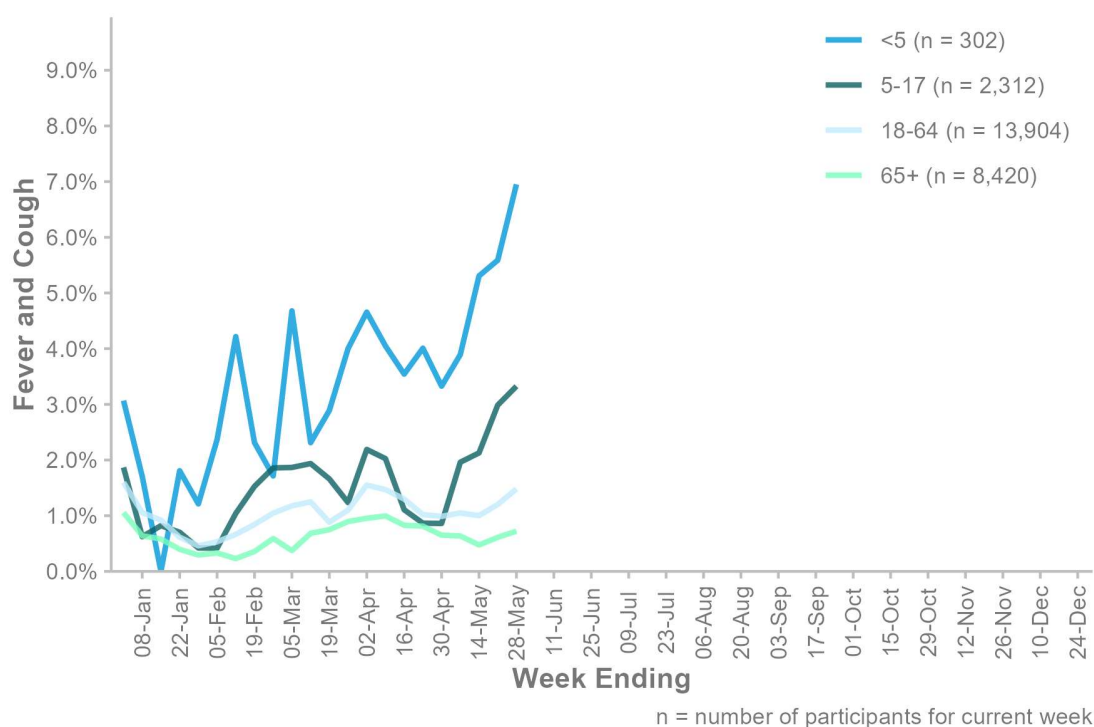
TABLE 1. RESPONDENT NUMBERS BY JURISDICTION

Jurisdiction	Respondents	Percentage
North Island	26,411	73.2%
South Island	9,670	26.8%
New Zealand	36,081	100%

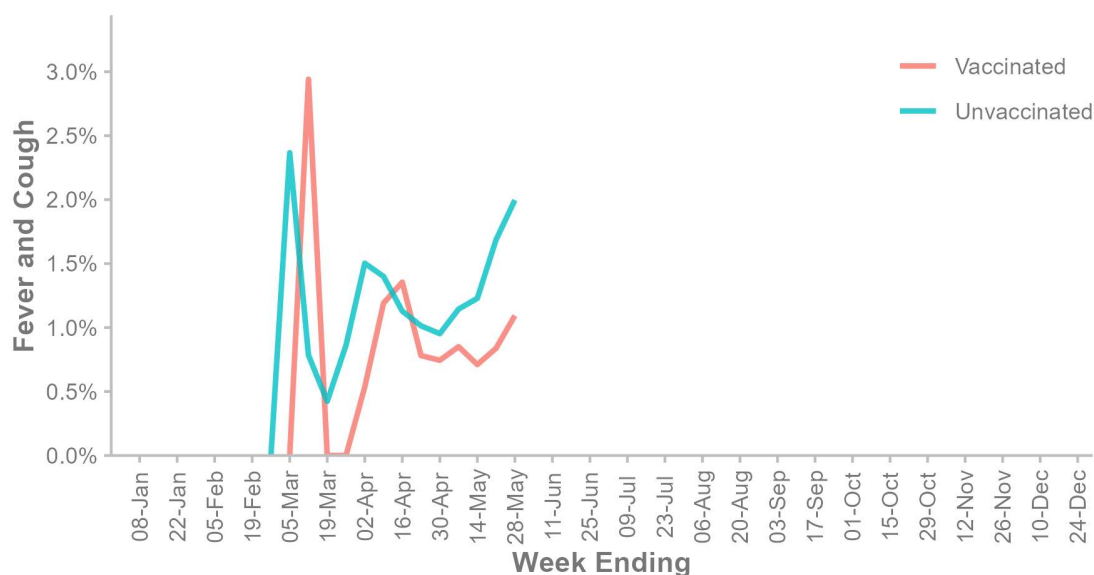
TABLE 2. SELF-REPORTED COVID-19 AND INFLUENZA TESTING

	Week Ending	
(% of fever and cough)	21 May 2023	28 May 2023
Tested for influenza	10 (2.3%)	16 (3.1%)
Result positive for influenza	0 (0%)	4 (0.8%)
Tested for COVID-19	347 (79%)	422 (81%)
Result positive for COVID-19	112 (25.5%)	140 (26.9%)

FIGURE 2. FLUTRACKING FEVER AND COUGH SYMPTOMS BY AGE GROUP



**FIGURE 3. FLUTRACKING FEVER AND COUGH SYMPTOMS BY INFLUENZA VACCINATION STATUS**



**TABLE 3. COVID-19 VACCINATION RATES**

Vaccinated participants	At least 1 dose (%)	... 2 doses (%)	... 3 doses (%)	... 4 doses (%)
5-17 years	93.1	85.8	9.3	0.7
18-64 years	99.6	99.4	95.5	57.0
65 + years	99.7	99.6	98.5	88.7
Working with patients	99.7	99.6	98.9	73.1
Vaccinated overall	97.8	97.0	87.5	62.6

Contact the Flutracking Team: [flutracking.nz@esr.cri.nz](mailto:flutracking.nz@esr.cri.nz) To join the survey or find out more information:  
[info.flutracking.net](http://info.flutracking.net)