

Weekly Interim Report New Zealand

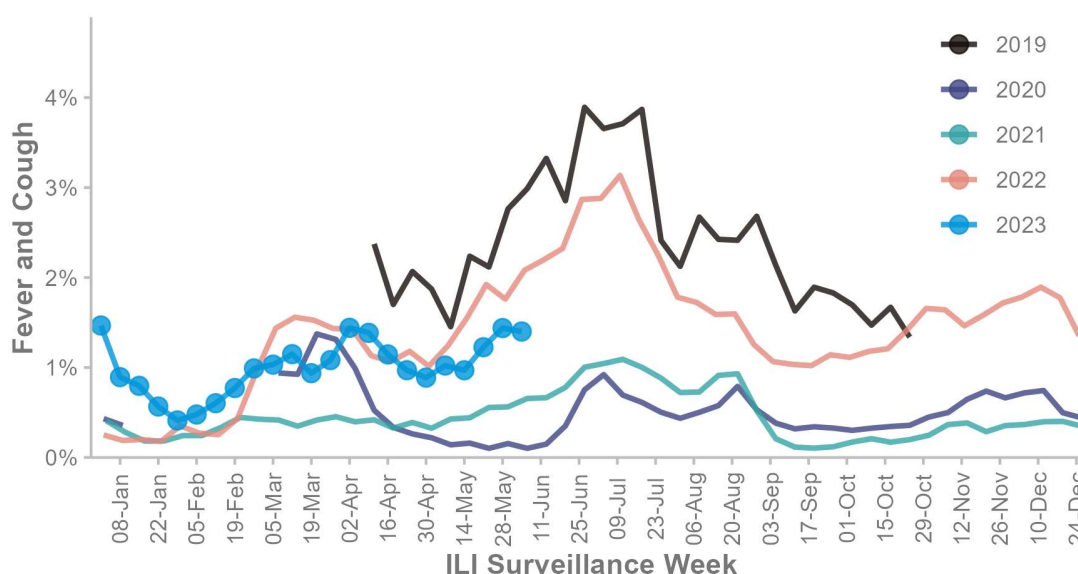
ESR

Week Ending 04 June 2023

Low levels of respiratory illness activity. Fever, cough and absence from normal duties was reported by 1% participants

(FluTracking is an online self-reporting respiratory illness surveillance system. Care should be taken when interpreting this report)

FIGURE 1. FLUTRACKING FEVER AND COUGH SYMPTOMS



This survey was sent on 05 June 2023 01:01 am and by 08 June 2023 08:30 am we had received 35,633 responses (36,087 last week) from 21,751 people responding for themselves and 13,882 household members across New Zealand.

Across New Zealand, fever AND cough was reported by 1.4% of participants. Fever, cough and absence from normal duties was reported by 1% participants. fever AND cough was reported by 5.2% of participants aged less than 5 years, 3.2% of participants aged 5-17 years, 1.5% of participants aged 18-64 years, and 0.7% of participants aged 65 years or older.

The data presented here should not be treated as authoritative and should always be interpreted together with other trusted sources from the [New Zealand Influenza Intelligence Report](#)

TABLE 1. RESPONDENT NUMBERS BY JURISDICTION

Jurisdiction	Respondents	Percentage
North Island	26,032	73.1%
South Island	9,601	26.9%
New Zealand	35,633	100%

TABLE 2. SELF-REPORTED COVID-19 AND INFLUENZA TESTING

	Week Ending	
(% of fever and cough)	28 May 2023	04 June 2023
Tested for influenza	16 (3.1%)	8 (1.6%)
Result positive for influenza	4 (0.8%)	2 (0.4%)
Tested for COVID-19	430 (82.5%)	400 (80.2%)
Result positive for COVID-19	146 (28%)	120 (24%)

FIGURE 2. FLUTRACKING FEVER AND COUGH SYMPTOMS BY AGE GROUP

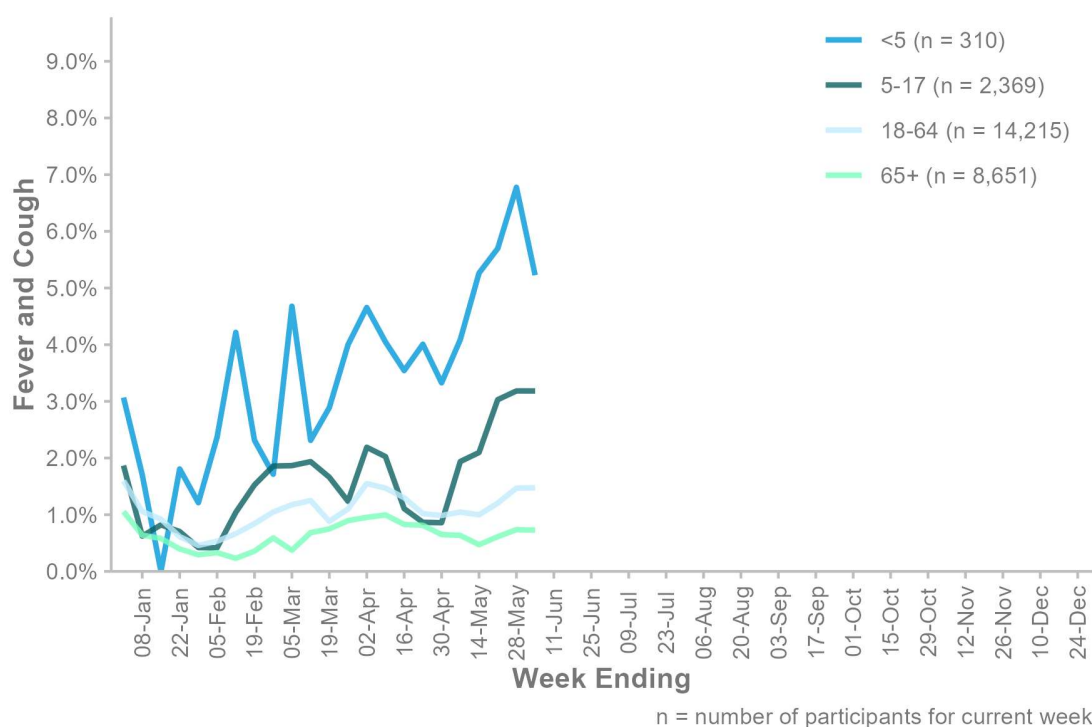


FIGURE 3. FLUTRACKING FEVER AND COUGH SYMPTOMS BY INFLUENZA VACCINATION STATUS

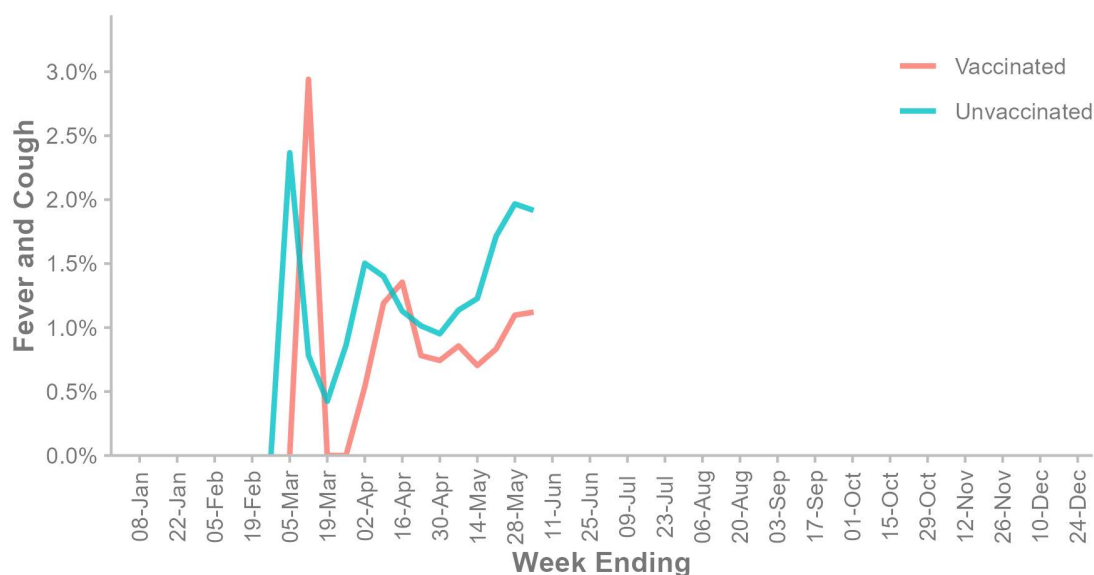


TABLE 3. COVID-19 VACCINATION RATES

Vaccinated participants	At least 1 dose (%)	... 2 doses (%)	... 3 doses (%)	... 4 doses (%)
5-17 years	93.1	86.0	9.0	0.7
18-64 years	99.6	99.5	95.7	58.4
65 + years	99.7	99.6	98.6	89.0
Working with patients	99.7	99.6	98.8	73.1
Vaccinated overall	97.9	97.1	87.8	63.7

Contact the FluTracking Team: flutracking.nz@esr.cri.nz To join the survey or find out more information:
info.flutracking.net