

# Weekly Interim Report New Zealand

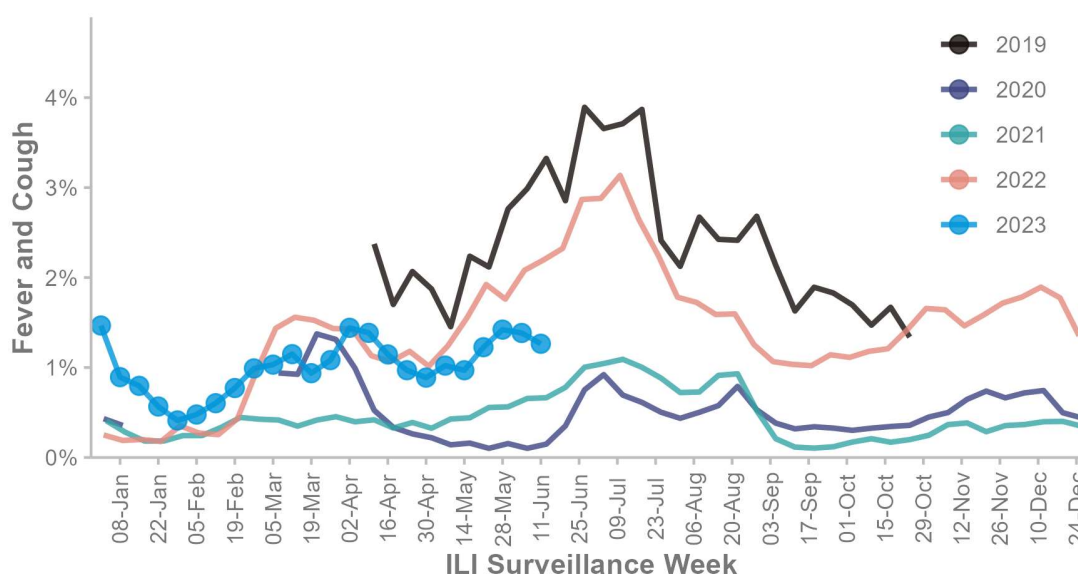
ESR

Week Ending 11 June 2023

Low levels of respiratory illness activity. Fever, cough and absence from normal duties was reported by 0.9% participants

*(FluTracking is an online self-reporting respiratory illness surveillance system. Care should be taken when interpreting this report)*

**FIGURE 1. FLUTRACKING FEVER AND COUGH SYMPTOMS**



This survey was sent on 12 June 2023 01:01 am and by 15 June 2023 08:30 am we had received 35,679 responses (35,635 last week) from 21,749 people responding for themselves and 13,930 household members across New Zealand.

Across New Zealand, fever AND cough was reported by 1.3% of participants. Fever, cough and absence from normal duties was reported by 0.9% participants. fever AND cough was reported by 7.1% of participants aged less than 5 years, 2.5% of participants aged 5-17 years, 1.3% of participants aged 18-64 years, and 0.8% of participants aged 65 years or older.

**The data presented here should not be treated as authoritative and should always be interpreted together with other trusted sources from the [New Zealand Influenza Intelligence Report](#)**

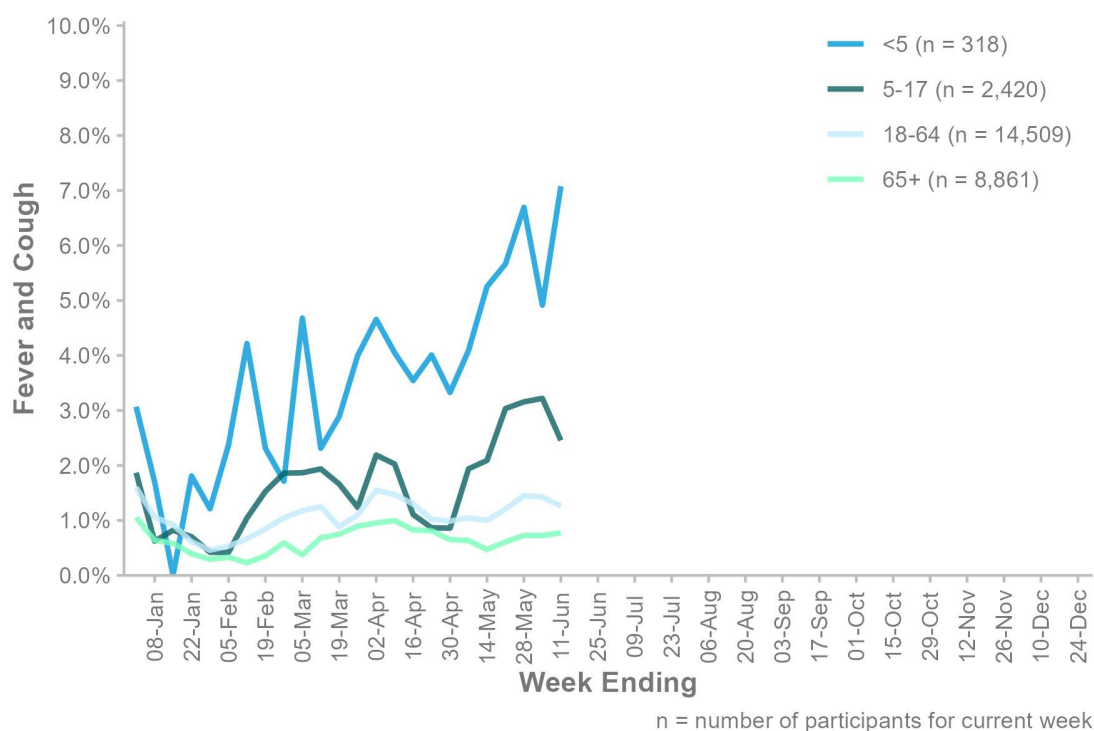
TABLE 1. RESPONDENT NUMBERS BY JURISDICTION

Jurisdiction	Respondents	Percentage
North Island	26,124	73.2%
South Island	9,555	26.8%
New Zealand	35,679	100%

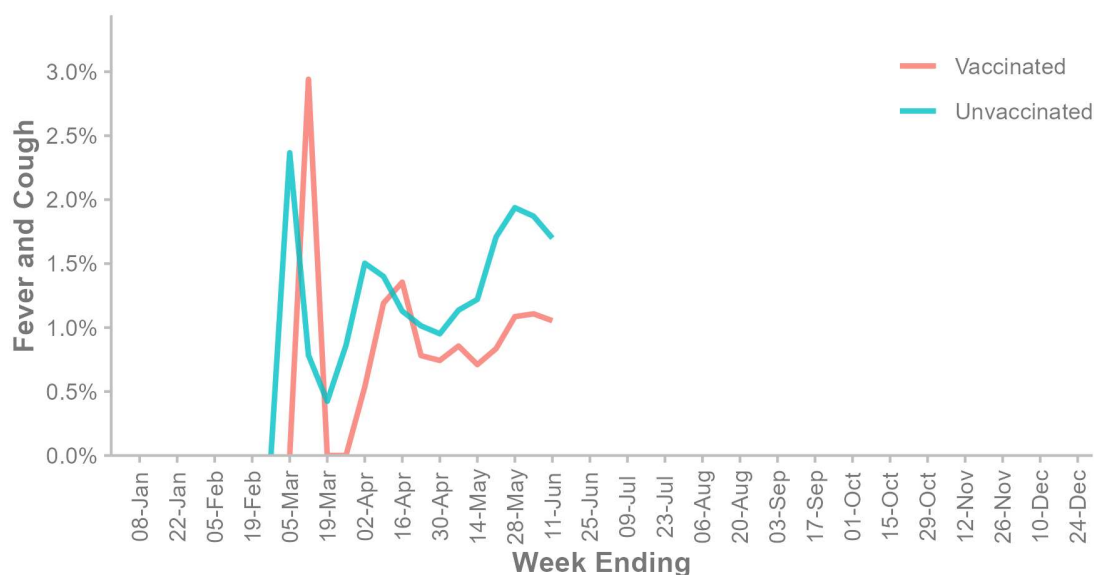
TABLE 2. SELF-REPORTED COVID-19 AND INFLUENZA TESTING

	Week Ending	
(% of fever and cough)	04 June 2023	11 June 2023
Tested for influenza	8 (1.6%)	9 (2%)
Result positive for influenza	2 (0.4%)	4 (0.9%)
Tested for COVID-19	410 (82.2%)	341 (75.6%)
Result positive for COVID-19	128 (25.7%)	113 (25.1%)

FIGURE 2. FLUTRACKING FEVER AND COUGH SYMPTOMS BY AGE GROUP



**FIGURE 3. FLUTRACKING FEVER AND COUGH SYMPTOMS BY INFLUENZA VACCINATION STATUS**



**TABLE 3. COVID-19 VACCINATION RATES**

Vaccinated participants	At least 1 dose (%)	... 2 doses (%)	... 3 doses (%)	... 4 doses (%)
5-17 years	92.8	85.4	8.9	0.8
18-64 years	99.6	99.5	95.7	58.7
65 + years	99.7	99.6	98.6	89.3
Working with patients	99.7	99.6	98.8	74.0
Vaccinated overall	97.8	97.0	87.7	63.9

Contact the FluTracking Team: [flutracking.nz@esr.cri.nz](mailto:flutracking.nz@esr.cri.nz) To join the survey or find out more information:  
[info.flutracking.net](http://info.flutracking.net)