

# Weekly Interim Report New Zealand

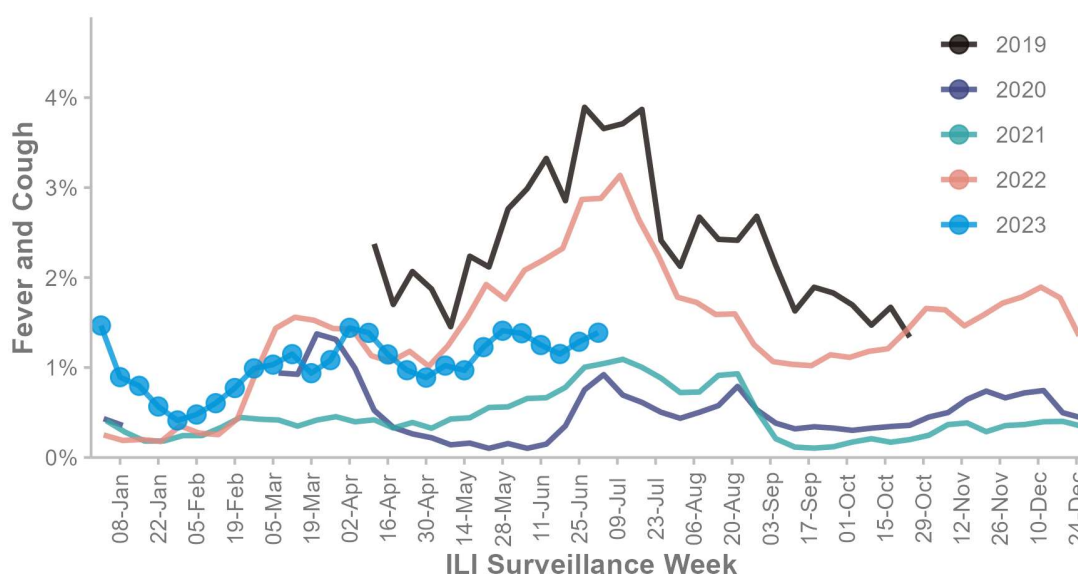
ESR

Week Ending 02 July 2023

Rising levels of respiratory illness activity. Fever, cough and absence from normal duties was reported by 1% participants

*(FluTracking is an online self-reporting respiratory illness surveillance system. Care should be taken when interpreting this report)*

**FIGURE 1. FLUTRACKING FEVER AND COUGH SYMPTOMS**



This survey was sent on 03 July 2023 01:01 am and by 06 July 2023 08:30 am we had received 34,822 responses (35,119 last week) from 21,321 people responding for themselves and 13,501 household members across New Zealand.

Across New Zealand, fever AND cough was reported by 1.4% of participants. Fever, cough and absence from normal duties was reported by 1% participants. fever AND cough was reported by 8.1% of participants aged less than 5 years, 3.8% of participants aged 5-17 years, 1.3% of participants aged 18-64 years, and 0.7% of participants aged 65 years or older.

**The data presented here should not be treated as authoritative and should always be interpreted together with other trusted sources from the [New Zealand Influenza Intelligence Report](#)**

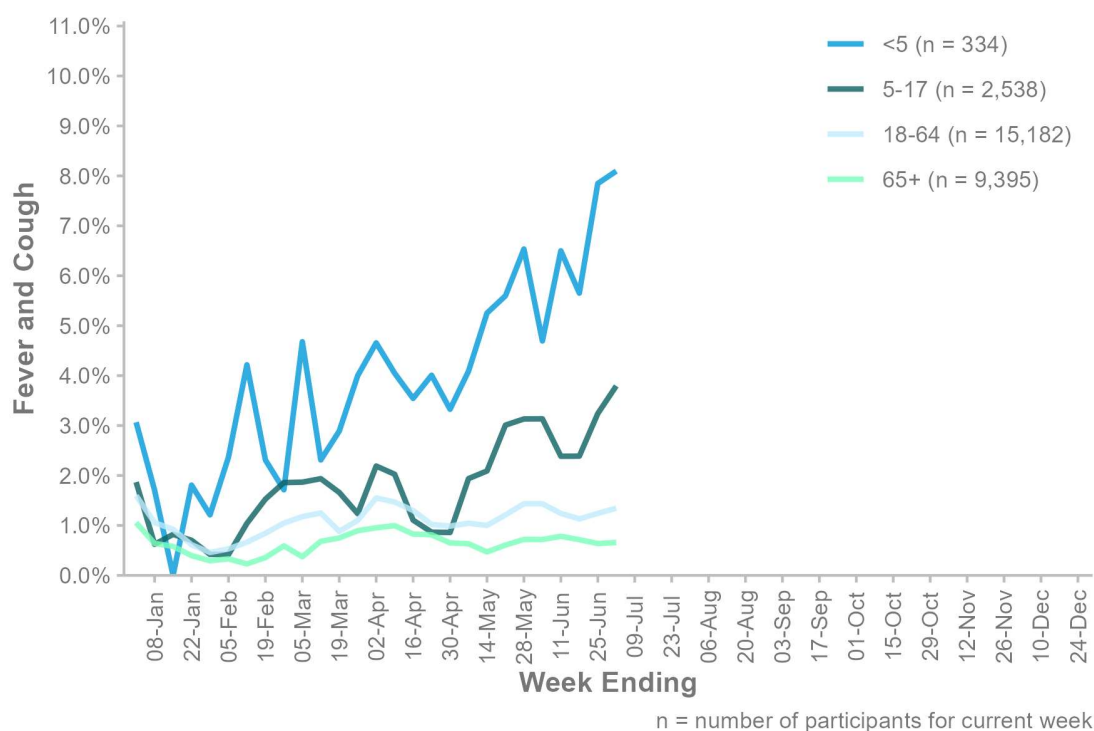
TABLE 1. RESPONDENT NUMBERS BY JURISDICTION

Jurisdiction	Respondents	Percentage
North Island	25,394	72.9%
South Island	9,428	27.1%
New Zealand	34,822	100%

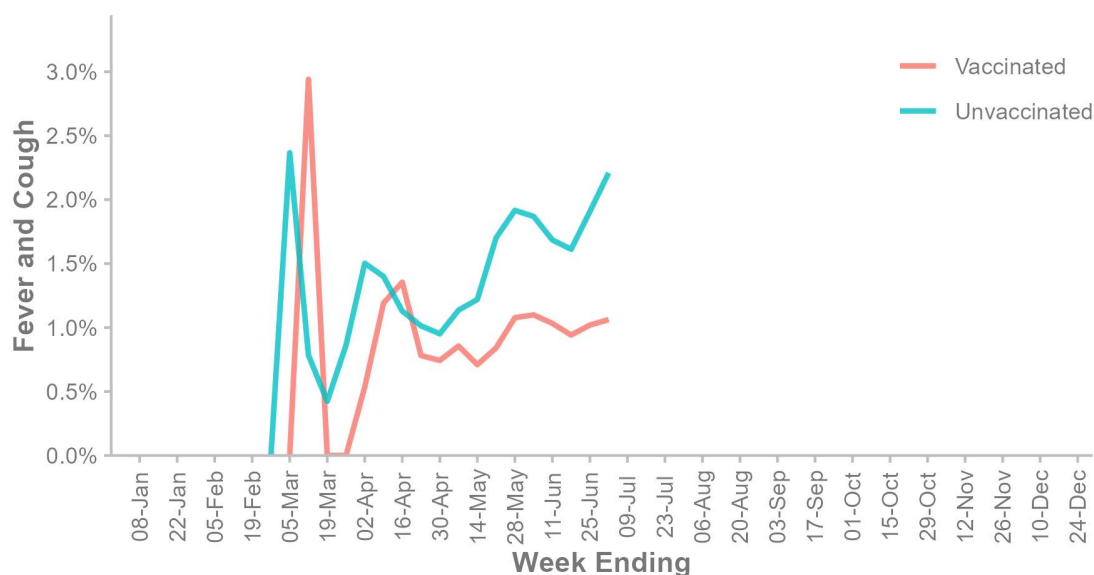
TABLE 2. SELF-REPORTED COVID-19 AND INFLUENZA TESTING

	Week Ending	
(% of fever and cough)	25 June 2023	02 July 2023
Tested for influenza	18 (4.1%)	9 (1.9%)
Result positive for influenza	3 (0.7%)	1 (0.2%)
Tested for COVID-19	345 (77.9%)	364 (75.4%)
Result positive for COVID-19	74 (16.7%)	57 (11.8%)

FIGURE 2. FLUTRACKING FEVER AND COUGH SYMPTOMS BY AGE GROUP



**FIGURE 3. FLUTRACKING FEVER AND COUGH SYMPTOMS BY INFLUENZA VACCINATION STATUS**



**TABLE 3. COVID-19 VACCINATION RATES**

Vaccinated participants	At least 1 dose (%)	... 2 doses (%)	... 3 doses (%)	... 4 doses (%)
5-17 years	92.7	85.7	8.5	0.9
18-64 years	99.6	99.5	95.7	60.3
65 + years	99.7	99.6	98.6	89.9
Working with patients	99.7	99.6	98.9	75.2
Vaccinated overall	97.8	97.1	88.0	65.3

Contact the FluTracking Team: [flutracking.nz@esr.cri.nz](mailto:flutracking.nz@esr.cri.nz) To join the survey or find out more information:  
[info.flutracking.net](http://info.flutracking.net)