

# Weekly Interim Report New Zealand

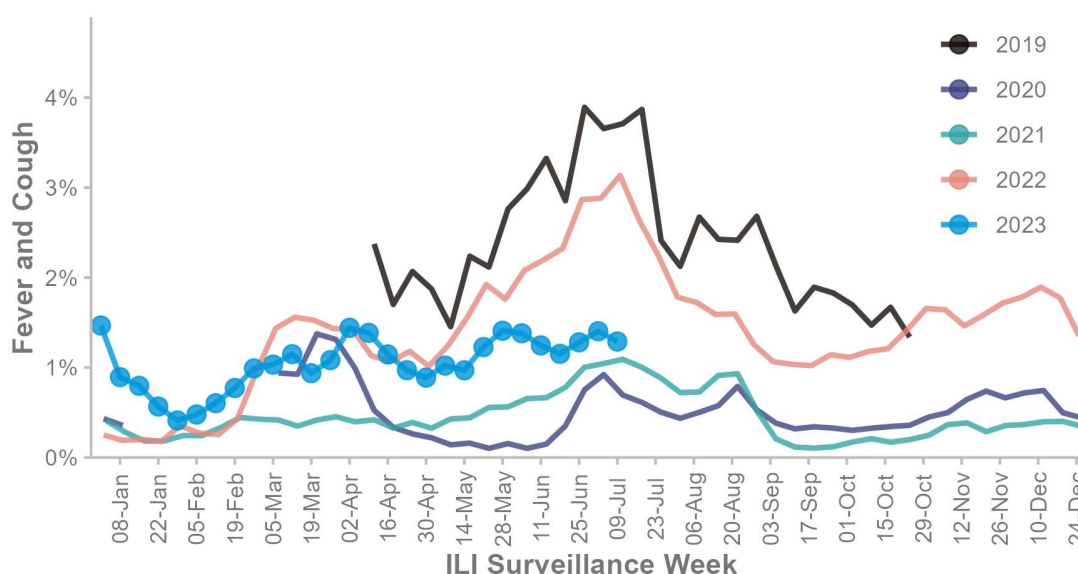
ESR

Week Ending 09 July 2023

Plateauing respiratory illness activity. Fever, cough and absence from normal duties was reported by 0.9% participants

*(FluTracking is an online self-reporting respiratory illness surveillance system. Care should be taken when interpreting this report)*

**FIGURE 1. FLUTRACKING FEVER AND COUGH SYMPTOMS**



This survey was sent on 10 July 2023 01:01 am and by 13 July 2023 08:30 am we had received 35,529 responses (34,825 last week) from 21,969 people responding for themselves and 13,560 household members across New Zealand.

Across New Zealand, fever AND cough was reported by 1.3% of participants. Fever, cough and absence from normal duties was reported by 0.9% participants. fever AND cough was reported by 7.9% of participants aged less than 5 years, 2.8% of participants aged 5-17 years, 1.3% of participants aged 18-64 years, and 0.7% of participants aged 65 years or older.

**The data presented here should not be treated as authoritative and should always be interpreted together with other trusted sources from the [New Zealand Influenza Intelligence Report](#)**

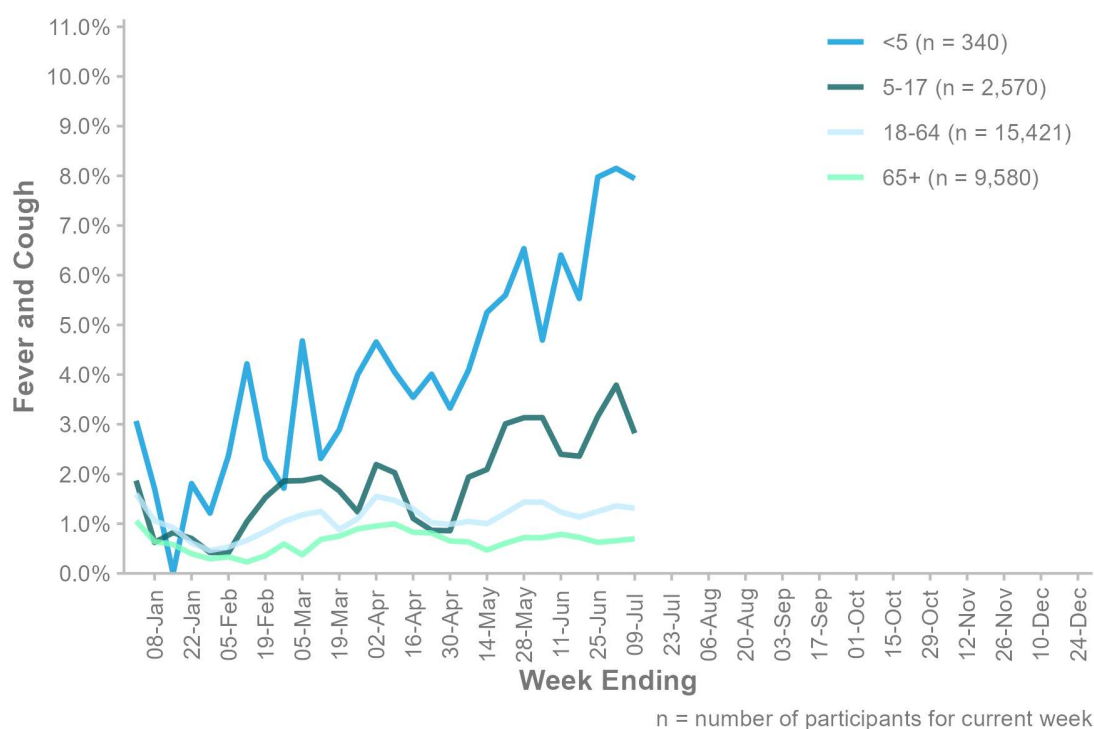
TABLE 1. RESPONDENT NUMBERS BY JURISDICTION

Jurisdiction	Respondents	Percentage
North Island	25,984	73.1%
South Island	9,545	26.9%
New Zealand	35,529	100%

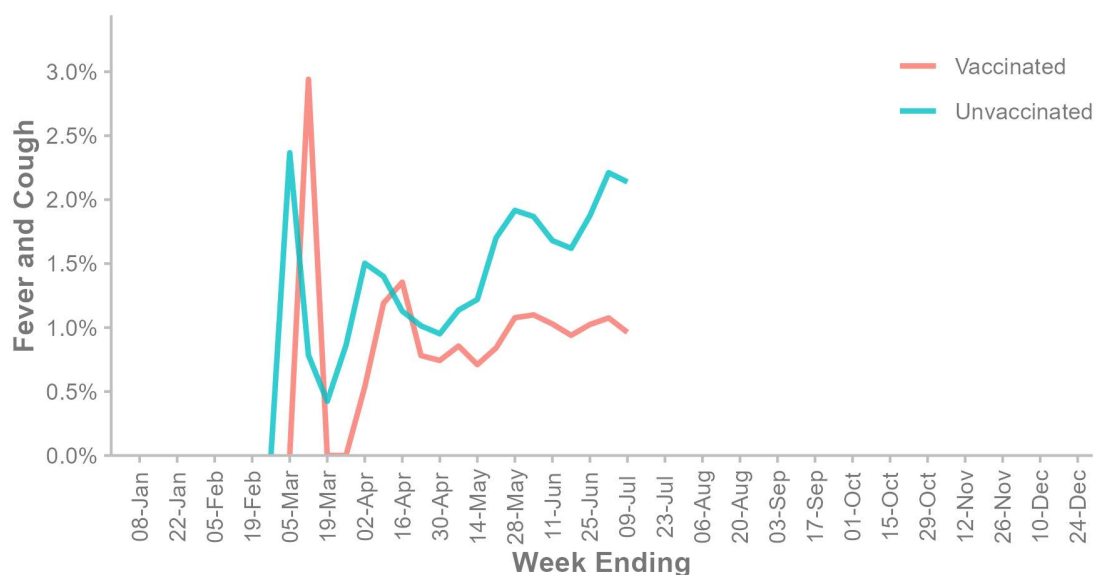
TABLE 2. SELF-REPORTED COVID-19 AND INFLUENZA TESTING

	Week Ending	
(% of fever and cough)	02 July 2023	09 July 2023
Tested for influenza	12 (2.5%)	10 (2.2%)
Result positive for influenza	1 (0.2%)	2 (0.4%)
Tested for COVID-19	377 (78.1%)	329 (71.8%)
Result positive for COVID-19	62 (12.8%)	59 (12.9%)

FIGURE 2. FLUTRACKING FEVER AND COUGH SYMPTOMS BY AGE GROUP



**FIGURE 3. FLUTRACKING FEVER AND COUGH SYMPTOMS BY INFLUENZA VACCINATION STATUS**



**TABLE 3. COVID-19 VACCINATION RATES**

Vaccinated participants	At least 1 dose (%)	... 2 doses (%)	... 3 doses (%)	... 4 doses (%)
5-17 years	92.6	84.8	8.8	0.8
18-64 years	99.6	99.5	95.6	60.7
65 + years	99.7	99.6	98.4	89.6
Working with patients	99.8	99.6	98.6	75.1
Vaccinated overall	97.9	97.1	88.1	65.6

Contact the Flutracking Team: [flutracking.nz@esr.cri.nz](mailto:flutracking.nz@esr.cri.nz) To join the survey or find out more information:  
[info.flutracking.net](http://info.flutracking.net)