

Weekly Interim Report New Zealand

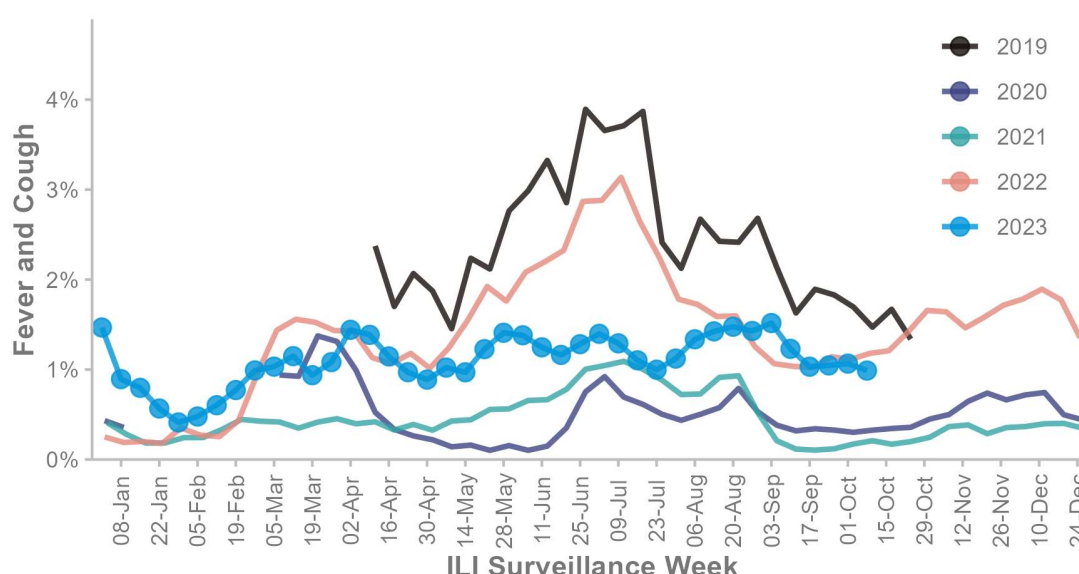
ESR

Week Ending 08 October 2023

Low levels of respiratory illness activity. Fever, cough and absence from normal duties was reported by 0.7% participants

(FluTracking is an online self-reporting respiratory illness surveillance system. Care should be taken when interpreting this report)

FIGURE 1. FLUTRACKING FEVER AND COUGH SYMPTOMS



This survey was sent on 09 October 2023 01:01 am and by 12 October 2023 08:30 am we had received 33,392 responses (32,813 last week) from 20,874 people responding for themselves and 12,518 household members across New Zealand.

Across New Zealand, fever AND cough was reported by 1% of participants. Fever, cough and absence from normal duties was reported by 0.7% participants. fever AND cough was reported by 4.5% of participants aged less than 5 years, 1.1% of participants aged 5-17 years, 1.1% of participants aged 18-64 years, and 0.8% of participants aged 65 years or older.

The data presented here should not be treated as authoritative and should always be interpreted together with other trusted sources from the [New Zealand Influenza Intelligence Report](#)

TABLE 1. RESPONDENT NUMBERS BY JURISDICTION

Jurisdiction	Respondents	Percentage
North Island	24,384	73%
South Island	9,008	27%
New Zealand	33,392	100%

TABLE 2. SELF-REPORTED COVID-19 AND INFLUENZA TESTING

	Week Ending	
(% of fever and cough)	01 October 2023	08 October 2023
Tested for influenza	12 (3.4%)	6 (1.8%)
Result positive for influenza	3 (0.8%)	1 (0.3%)
Tested for COVID-19	271 (75.9%)	246 (74.5%)
Result positive for COVID-19	89 (24.9%)	94 (28.5%)

FIGURE 2. FLUTRACKING FEVER AND COUGH SYMPTOMS BY AGE GROUP

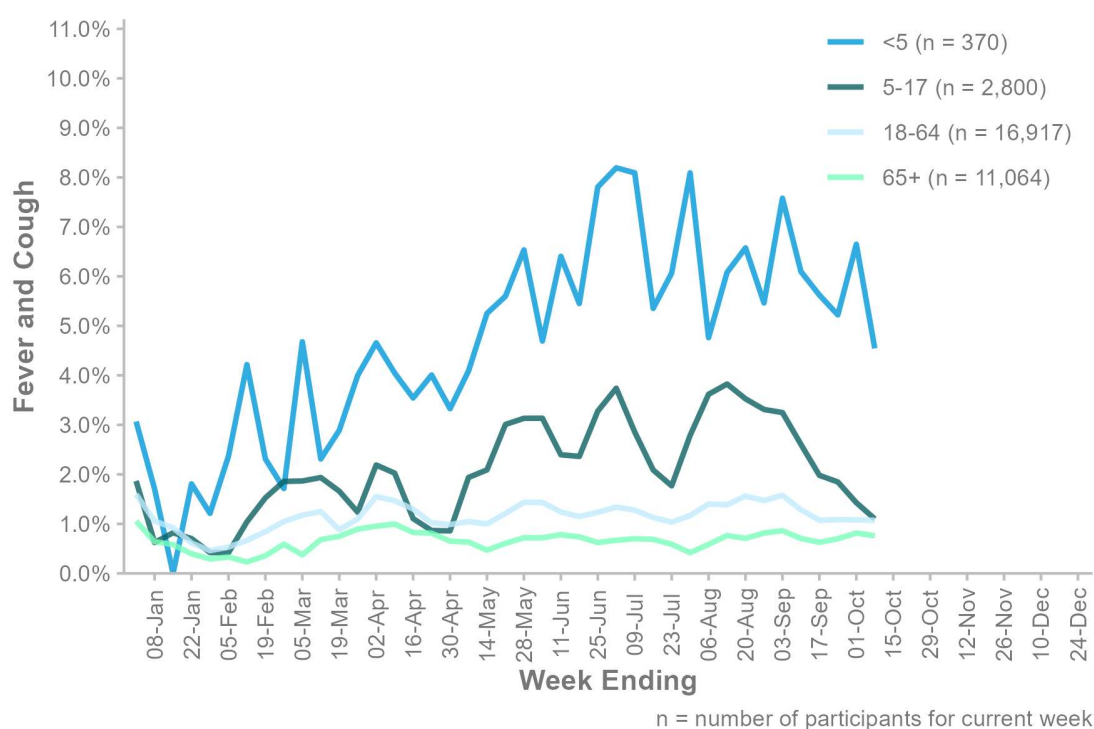


FIGURE 3. FLUTRACKING FEVER AND COUGH SYMPTOMS BY INFLUENZA VACCINATION STATUS

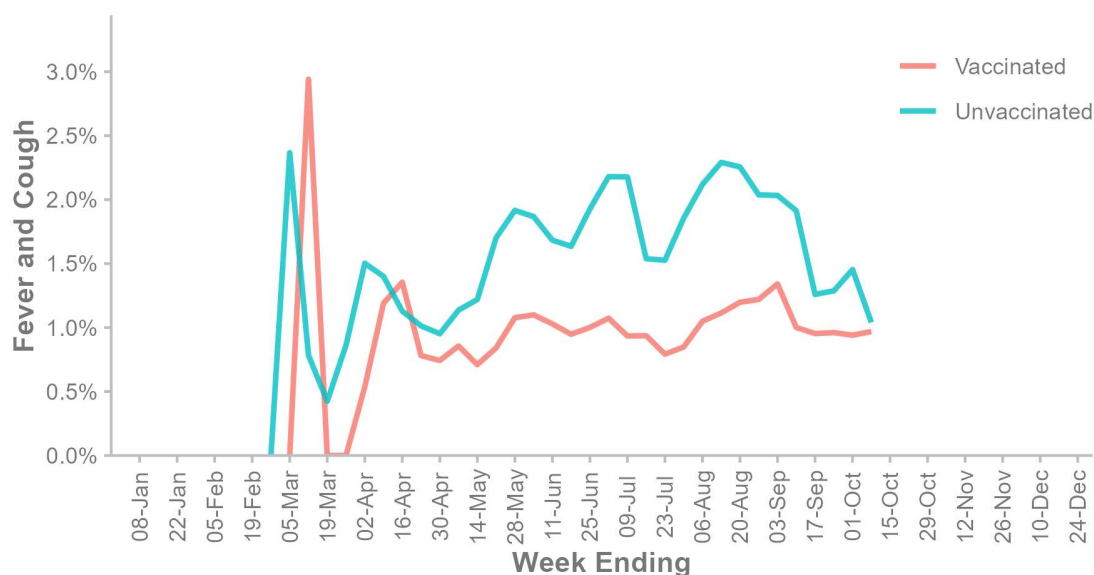


TABLE 3. COVID-19 VACCINATION RATES

Vaccinated participants	At least 1 dose (%)	... 2 doses (%)	... 3 doses (%)	... 4 doses (%)
5-17 years	91.9	84.9	8.0	0.8
18-64 years	99.7	99.6	95.7	63.2
65 + years	99.7	99.6	98.4	90.1
Working with patients	99.7	99.6	98.8	77.2
Vaccinated overall	98.0	97.3	88.6	68.1

Contact the FluTracking Team: flutracking.nz@esr.cri.nz To join the survey or find out more information:
info.flutracking.net