

Weekly Interim Report New Zealand

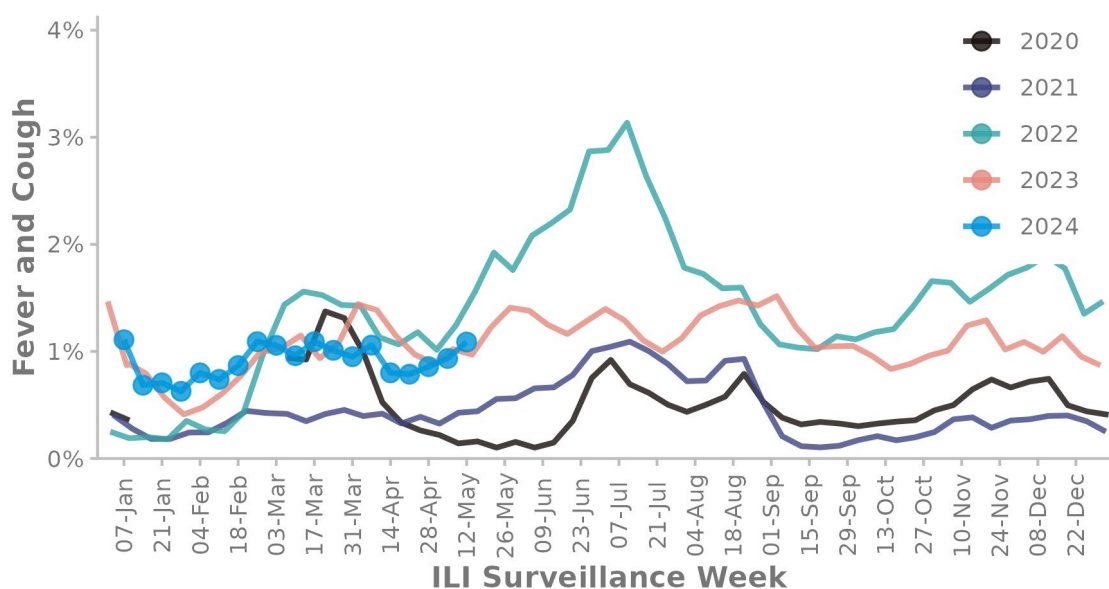
ESR

Week Ending 12 May 2024

Low levels of respiratory illness activity. Fever, cough and absence from normal duties was reported by 0.8% participants

(FluTracking is an online self-reporting respiratory illness surveillance system. Care should be taken when interpreting this report)

FIGURE 1. FLUTRACKING FEVER AND COUGH SYMPTOMS



This survey was sent on 13 May 2024 01:01 AM and by 16 May 2024 08:30 am we had received 31,888 responses (31,862 last week) from 20,084 people responding for themselves and 11,804 household members across New Zealand.

Across New Zealand, fever AND cough was reported by 1.1% of participants. Fever, cough and absence from normal duties was reported by 0.8% participants. fever AND cough was reported by 8.2% of participants aged less than 5 years, 2.1% of participants aged 5-17 years, 1.2% of participants aged 18-64 years, and 0.6% of participants aged 65 years or older.

The data presented here should not be treated as authoritative and should always be interpreted together with other trusted sources from the [New Zealand Influenza Intelligence Report](#)

TABLE 1. RESPONDENT NUMBERS BY JURISDICTION

Jurisdiction	Respondents	Percentage
North Island	23,223	72.8%
South Island	8,665	27.2%
New Zealand	31,888	100%

TABLE 2. SELF-REPORTED COVID-19 AND INFLUENZA TESTING

	Week Ending	
(% of fever and cough)	05 May 2024	12 May 2024
Tested for influenza	9 (3%)	9 (2.6%)
Result positive for influenza	2 (0.7%)	1 (0.3%)
Tested for COVID-19	220 (73.6%)	239 (68.9%)
Result positive for COVID-19	114 (38.1%)	113 (32.6%)

FIGURE 2. FLUTRACKING FEVER AND COUGH SYMPTOMS BY AGE GROUP

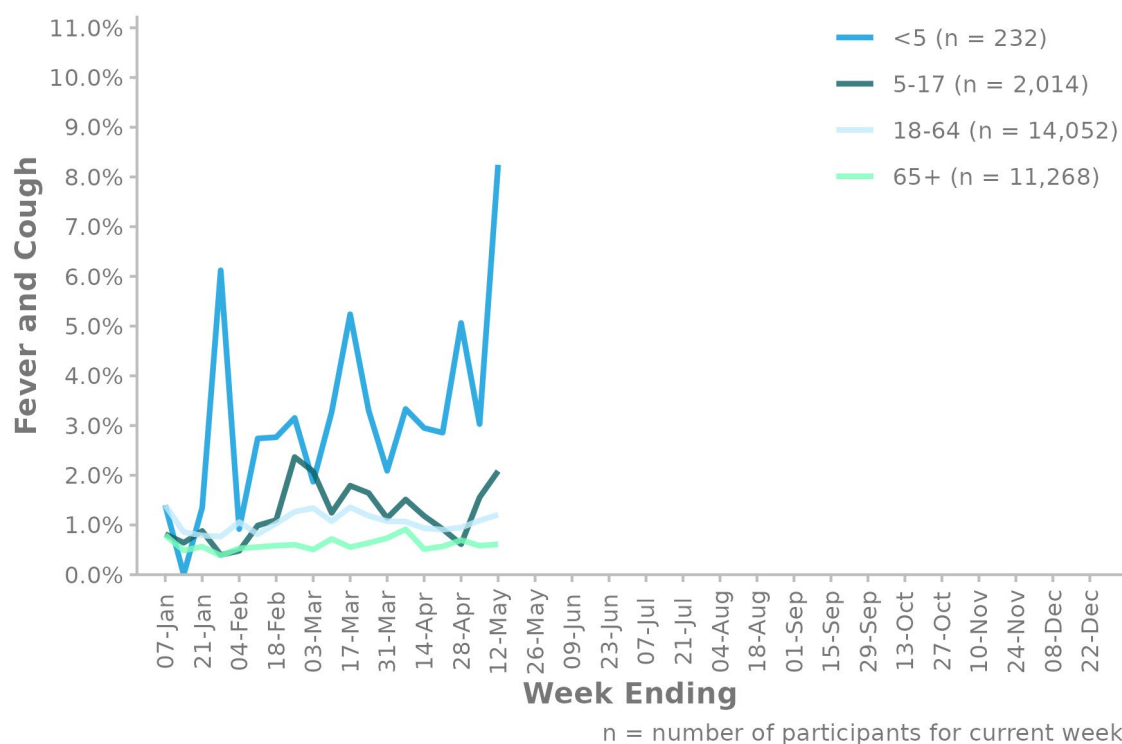
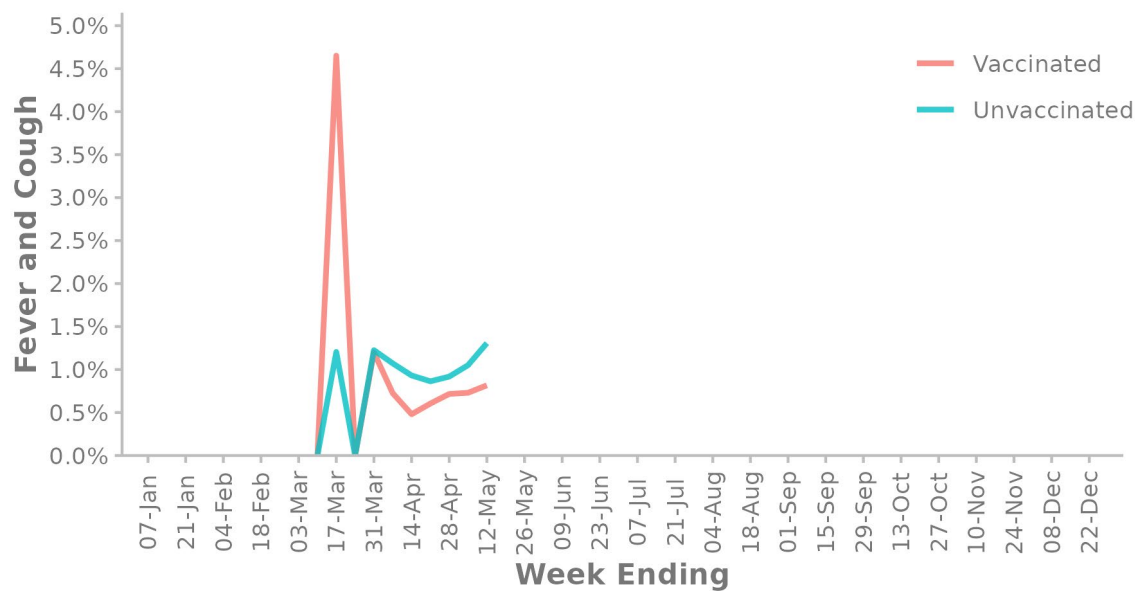


FIGURE 3. FLUTRACKING FEVER AND COUGH SYMPTOMS BY INFLUENZA VACCINATION STATUS



Contact the Flutracking Team: flutracking.nz@esr.cri.nz To join the survey or find out more information:
info.flutracking.net